

UC POLICE DEPARTMENT REPORTS DASHBOARD

UC SANTA BARBARA

Annual

1. UC Santa Barbara FBI Part I Crime Offenses	2
2. UC Santa Barbara FBI Part II Crime Offenses	3
3. UC Santa Barbara Arrests - FBI Crime Offenses	4
4. UC Santa Barbara Value of Stolen and Recovered Property	5
5. UC Santa Barbara Miscellaneous Activity	6
6. UC Santa Barbara Ratio Of Sworn Officers	7
7. UC Santa Barbara Crime Bar Charts	8
8. UC Santa Barbara Crime Rate Charts	9

**UC Santa Barbara
FBI Part I Crime Offenses 2012 to 2016**

2016 Part1 Offenses	2012 Number of Actual Offenses	2013 Number of Actual Offenses	2014 Number of Actual Offenses	2015 Number of Actual Offenses	2016 Number of Actual Offenses	2015 To 2016 Percent Change	2016 Offenses Cleared by Arrest or Exceptional Means	2016 Percentage Cleared
Criminal Homicide								
Murder & Nonnegligent	0	0	0	0	0	**	0	N/A
Manslaughter by Negligence	0	0	0	0	0	**	0	N/A
Total Criminal Homicide	0	0	0	0	0	**	0	N/A
Forcible Rape								
Rape by Force	4	10	8	18	22	22%	0	0%
Attempts to Commit Forcible Rape	0	1	1	0	0	**	0	N/A
Total Forcible Rape	4	11	9	18	22	22%	0	0%
Robbery								
Firearm	0	0	0	1	0	**	0	N/A
Knife or Cutting Instrument	1	0	0	0	0	**	0	N/A
Other Dangerous Weapon	0	0	0	0	0	**	0	N/A
Strong - Arm	3	6	3	1	2	**	2	100%
Total Robbery	4	6	3	2	2	**	2	100%
Aggravated Assault								
Firearm	0	0	0	0	0	**	0	N/A
Knife or Cutting Instrument	0	0	1	0	2	**	1	50%
Other Dangerous Weapon	0	2	2	4	9	**	5	56%
Hands, Fists, Feet, Etc.	1	0	1	7	13	86%	6	46%
Total Aggravated Assault	1	2	4	11	24	118%	12	50%
Part I Violent Crime Total	9	19	16	31	48	55%	14	29%
Burglary								
Forcible Entry	14	4	0	4	6	**	1	17%
Unlawful Entry - No Force	23	19	12	13	20	54%	5	25%
Attempted Forcible Entry	3	2	3	4	1	**	0	0%
Total Burglary	40	25	15	21	27	29%	6	22%
Larceny - Theft								
Larceny - Theft	334	259	234	187	258	38%	30	12%
Total Larceny - Theft	334	259	234	187	258	38%	30	12%
Motor Vehicle Theft								
Autos	0	3	0	1	0	**	0	N/A
Trucks and Buses	1	0	0	0	0	**	0	N/A
Other Vehicles	0	0	0	0	2	**	0	0%
Total Motor Vehicle Theft	1	3	0	1	2	**	0	0%
Arson								
Arson	2	2	0	1	1	**	0	0%
Total Arson	2	2	0	1	1	**	0	0%
Part I Property Crime Total	377	289	249	210	288	37%	36	12%
PART I TOTAL	386	308	265	241	336	39%	50	15%

UC Santa Barbara
FBI Part II Crime Offenses 2012 to 2016

2016 Part II Offenses	2012 Number of Actual Offenses	2013 Number of Actual Offenses	2014 Number of Actual Offenses	2015 Number of Actual Offenses	2016 Number of Actual Offenses	2015 to 2016 Percentage Change	2016 Offenses Cleared by Arrest or Exceptional Means	2016 Percentage Cleared
Other Assault - Simple	21	25	25	38	60	58%	27	45%
Forgery & Counterfeiting	6	4	22	7	6	**	4	67%
Fraud	27	15	50	62	53	-15%	17	32%
Embezzlement	0	0	1	0	0	**	0	N/A
Stolen Property	8	3	8	7	3	**	3	100%
Vandalism	76	70	45	81	48	-41%	5	10%
Weapons Offenses-Firearms	1	2	0	1	7	**	5	71%
Weapons Offenses-All Others	10	10	8	9	12	33%	12	100%
WEAPONS OFFENSES TOTAL	11	12	8	10	19	90%	17	89%
Sex Offenses	6	4	3	4	12	200%	4	33%
Drug Abuse Violations	65	51	93	105	79	-25%	77	97%
Gambling	0	0	0	0	0	**	0	N/A
DUI(Alcohol & Drugs)	29	46	66	64	58	-9%	58	100%
Liquor Laws	65	118	475	431	235	-45%	231	98%
Drunkenness	65	117	281	390	294	-25%	294	100%
Disorderly Conduct	17	16	119	161	110	-32%	106	96%
Vagrancy	0	0	0	5	12	140%	9	75%
All Other Offenses-Bomb Actual	0	0	0	0	0	**	0	N/A
All Other Offenses-Bomb Threat	0	0	2	0	1	**	1	100%
All Other Offenses-Trespass Demo	0	0	0	0	0	**	0	N/A
All Other Offenses-Trespass Other	9	19	13	17	21	24%	13	62%
All Other Offenses-All Other UCR 26	46	55	76	74	80	8%	48	60%
ALL OTHER OFFENSES TOTAL	55	74	91	96	114	19%	71	62%
PART II TOTAL	451	555	1287	1456	1091	-25%	914	84%

** Denotes base numbers less than 10

**UC Santa Barbara Arrests
Arrests - FBI Crime Offenses**

2016 Arrests	Sex		Age		UC Affiliation				Total
PART I	Male	Female	Adult	Juvenile	Student	Faculty/ Staff	Total Affiliates	Not Affiliated	Arrests
Violent Crime Total									
Homicide / Manslaughter	0	0	0	0	0	0	0	0	0
Rape	0	0	0	0	0	0	0	0	0
Robbery	4	0	4	2	0	0	0	4	4
Aggravated Assault	7	3	10	0	6	0	6	4	10
Violent Crime Total	11	3	14	2	6	0	6	8	14
Property Crime Total									
Burglary	3	1	4	0	1	0	1	3	4
Larceny	20	1	21	0	10	0	10	11	21
Motor Vehicle Theft	0	0	0	0	0	0	0	0	0
Arson	0	0	0	0	0	0	0	0	0
Property Crime Total	23	2	25	0	11	0	11	14	25
Total Part I Arrests	34	5	39	2	17	0	17	22	39
PART II									
	Sex		Age		UC Affiliation				Total
	Male	Female	Adult	Juvenile	Student	Faculty/ Staff	Total Affiliates	Not Affiliated	Arrests
Simple Assault	19	11	30	0	10	0	10	20	30
Forgery & Counterfeiting	4	1	5	0	1	1	2	3	5
Fraud	14	3	16	1	7	0	7	10	17
Embezzlement	0	0	0	0	0	0	0	0	0
Stolen Property: Buy, Receive, Possess	4	0	2	2	0	0	0	4	4
Vandalism	7	3	8	2	1	1	2	8	10
Weapons Offenses - Firearms	5	1	5	1	0	0	0	6	6
Weapons Offenses - All Others	13	0	13	0	3	0	3	10	13
Sex Offenses	4	0	4	0	2	0	2	2	4
Drug Abuse Violations	75	22	96	1	20	0	20	77	97
Gambling	0	0	0	0	0	0	0	0	0
DUI (Alcohol & Drugs)	44	16	57	3	16	0	16	44	60
Liquor Laws	188	83	262	9	81	1	82	189	271
Drunkenness	207	95	300	2	151	0	151	151	302
Disorderly Conduct	89	17	104	2	63	0	63	43	106
Vagrancy	8	1	7	2	1	0	1	8	9
All Other Offenses - Bomb Actual	0	0	0	0	0	0	0	0	0
All Other Offenses - Bomb Threat	0	1	1	0	0	0	0	1	1
All Other Offenses - Trespass Demo	0	0	0	0	0	0	0	0	0
All Other Offenses - Trespass Other	14	2	14	2	1	0	1	15	16
All Other UCR 26	34	14	46	2	12	1	13	35	48
Total Part II Arrests	729	270	970	29	369	4	373	626	999
Non Part I/Part II Arrests									
	Sex		Age		UC Affiliation				Total
	Male	Female	Adult	Juvenile	Student	Faculty/ Staff	Total Affiliates	Not Affiliated	Arrests
Warrants Served Felony	0	0	0	0	0	0	0	0	0
Warrants Served Misdemeanor	1	0	1	0	0	0	0	1	1
Outside Warrants Served Felony	3	0	3	0	1	0	1	2	3
Outside Warrants Served Misdemeanor	33	5	38	0	5	0	5	33	38
All Other Non Part I / Part II Arrests	1	1	2	0	1	0	1	1	2
Total Other Arrests	38	6	44	0	7	0	7	37	44
TOTAL ARRESTS	801	281	1053	31	393	4	397	685	1082

UC Santa Barbara
Value of Stolen and Recovered Property 2016

Type Of Property	Stolen Property	Recovered Property	Percentage Recovered
Clothing& Furs	\$3,302.00	\$372.00	11%
Consumable Goods	\$159.00	\$8.00	5%
Currency, Notes, etc.	\$6,206.00	\$0.00	0%
Firearms	\$0.00	\$0.00	N/A
Household Goods	\$600.00	\$0.00	0%
Jewelry & Precious Metals	\$2,000.00	\$2,000.00	100%
Livestock	\$0.00	\$0.00	N/A
Locally Stolen Motor Vehicles	\$2,300.00	\$0.00	0%
Miscellaneous - Bicycles	\$58,169.00	\$5,473.00	9%
Miscellaneous - Other	\$17,309.00	\$4,730.00	27%
Office Equipment - Computer	\$31,973.00	\$4,900.00	15%
Office Equipment - Other	\$199.00	\$0.00	0%
TVs, Radios, Stereos, Etc.	\$750.00	\$0.00	0%
TOTALS	\$122,967.00	\$17,483.00	14%

**UC Santa Barbara
Miscellaneous Activity 2016**

Police Officers Assaulted	
With Personal Injury	11
Without personal injury	3
Total Police Officers Assaulted	14

Alcohol Related Cases	
Other Offense	614
Property Crime	9
Violent Crime	20
Total Alcohol Related Cases	643

Bias Motivated Cases	
Ethnicity	0
Physical /Mental Disabled	0
Race	0
Religion	0
Sexual Orientation	0
Total Bias Motivated Cases	0

Non-Criminal Reports	
All Other	458
Attempted Suicide	5
Mentally Disordered Person	41
Report for Outside Agency	39
Suicide	0
Vehicle Tow	27
Total Non-Criminal Reports	570

Weapons Related Cases	
Firearms	5
Knife / Blade	8
Other Dangerous Weapon	7
Total Weapons Related Cases	20

Traffic Accidents	
Bicycle Involved (not included in total)	51
Fatal	0
Injury	5
Non-Injury	50
Total Traffic Accidents	55

Domestic Violence Cases	
No Weapons Involved	11
Weapons Involved	4
Total Domestic Violence Cases	15

Alarms	
Fire Alarms	93
Security Alarms	185
Total Alarms	278

**UC Santa Barbara
Ratio Of Sworn Officers 2016**

Campus	Students	Staff & Faculty	Total Population	Sworn Staff	Off Campus Assignments**	Ratio
Berkeley	0	0	0	0	0	0.00
Davis	0	0	0	0	0	0.00
Irvine	0	0	0	0	0	0.00
Los Angeles	0	0	0	0	0	0.00
Merced	0	0	0	0	0	0.00
Riverside	0	0	0	0	0	0.00
San Diego	0	0	0	0	0	0.00
Santa Barbara	23,497	10,735	34,232	39	14	0.73
Santa Cruz	0	0	0	0	0	0.00
UC Campus Total	23,497	10,735	34,232	39	14	0.73
Davis Medical Center	0	0	0	0	0	0.00
Irvine Medical Center	0	0	0	0	0	0.00
San Francisco	0	0	0	0	0	0.00
Total	0	0	0	0	0	0.00
TOTAL	23,497	10,735	34,232	39	14	0.73

* Berkeley population includes Lawrence Berkeley Laboratory population.

* San Francisco has no undergraduate population, and is decentralized throughout three counties which in addition to its primary campuses also includes SF General Hospital, Gladstone Institutes, Howard Hughes Medical Institute, Langley Porter Psychiatric Hospital and Clinics, and Children's Hospital Oakland.

****The following campuses have personnel assigned off campus.**

Berkeley - Two officers are assigned to patrol with the Berkeley Police Department.

Los Angeles - One officer is assigned to University Apartments South off-campus housing, one officer is assigned to the UCLA/Santa Monica Hospital.

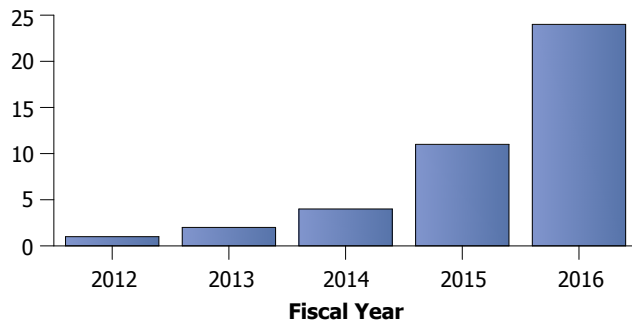
Riverside - Five Officers are assigned off campus to the University Neighborhood Enhancement Team (UNET) with the Riverside Police Department.

Santa Barbara - Seven officers are assigned off campus to the Isla Vista Foot Patrol.

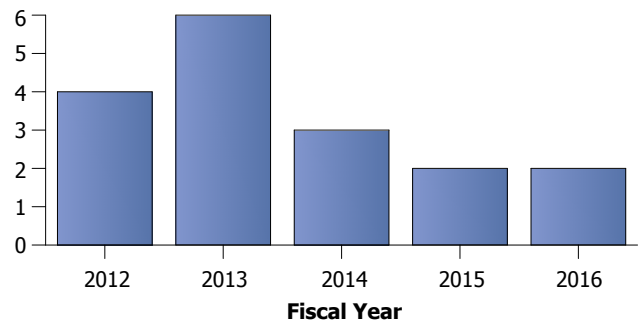
UC Santa Barbara Crime Bar Chart

Violent Crime - 2012 to 2016

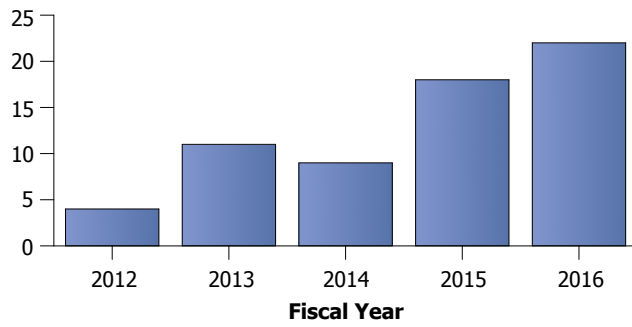
Aggravated Assault



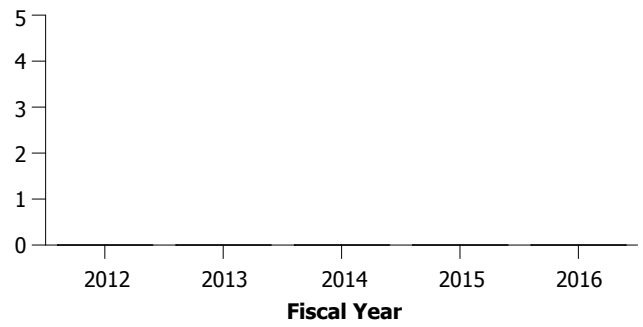
Robbery



Forcible Rape

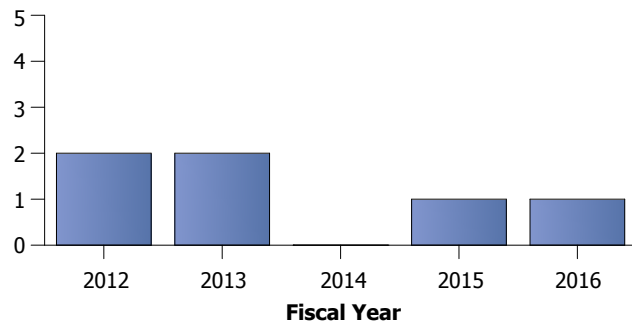


Criminal Homicide

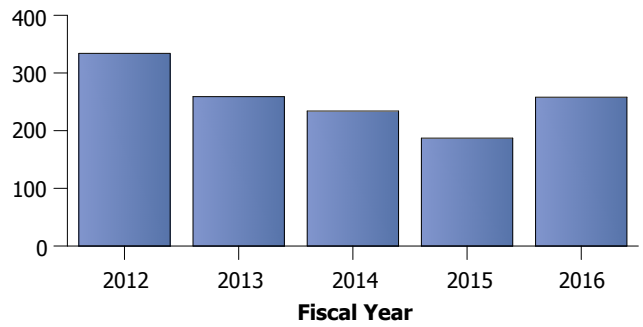


Property Crime - 2012 to 2016

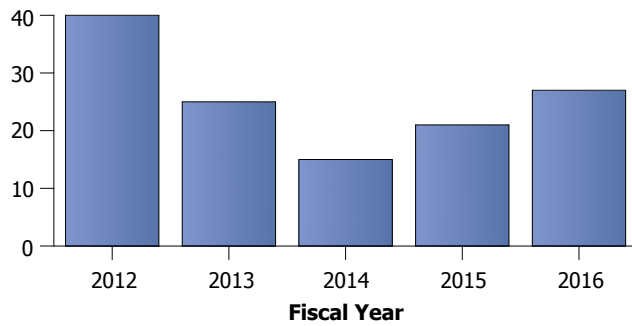
Arson



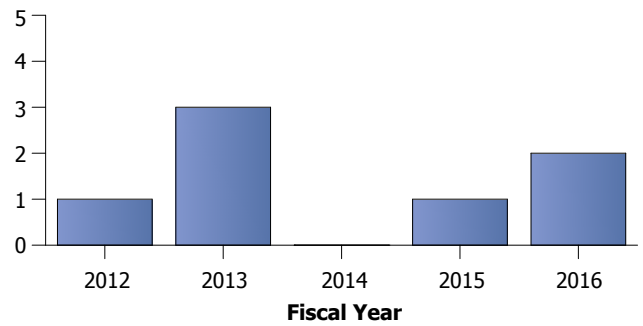
Larceny - Theft



Burglary

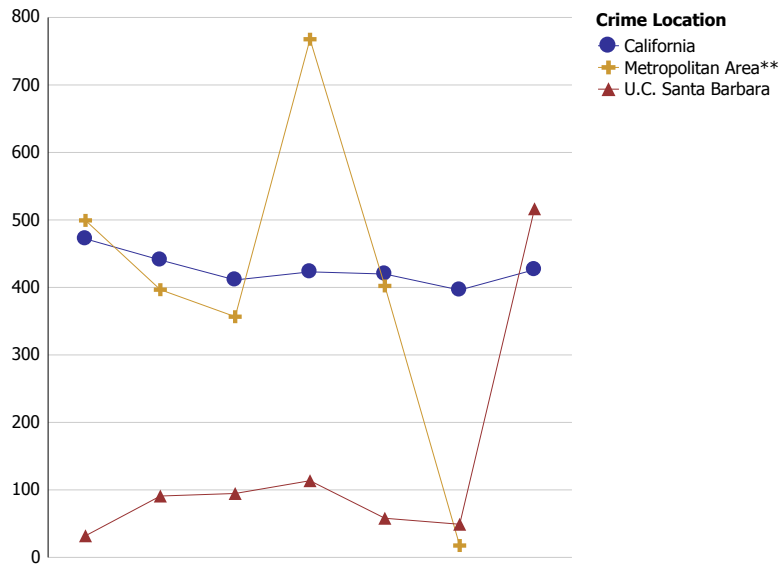


Motor Vehicle Theft



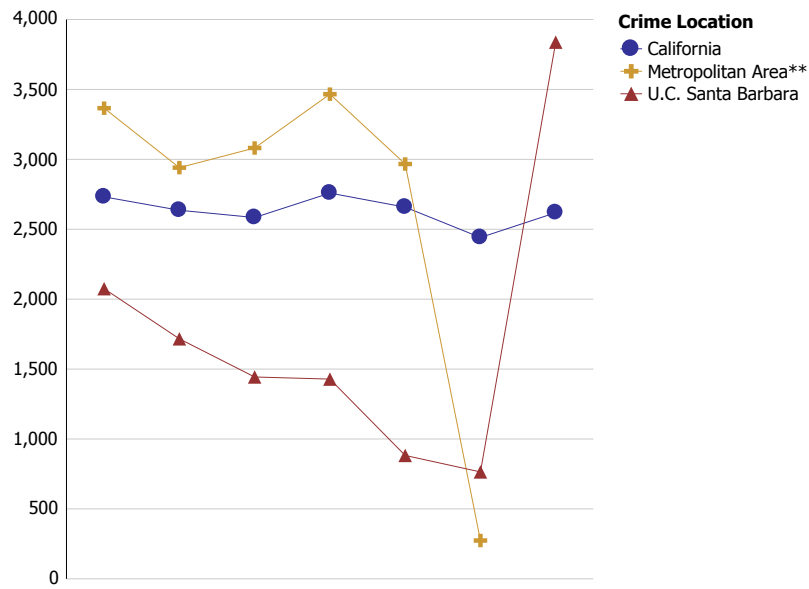
UC Santa Barbara Crime Rate Charts 2009-2015

Violent Crime 2009-2015



Rate Input	2009	2010	2011	2012	2013	2014	2015
California	472.00	440.58	411.08	423.08	419.86	396.13	426.32
Metropolitan Area**	499.33	396.66	356.63	767.77	402.20	17.60	***
U.C. Santa Barbara	32.03	90.93	94.71	113.66	58.00	49.12	516.56

Property Crime 2009-2015



Rate Input	2009	2010	2011	2012	2013	2014	2015
California	2,731.52	2,635.80	2,583.85	2,758.74	2,658.07	2,441.06	2,618.26
Metropolitan Area**	3,365.81	2,940.66	3,081.09	3,466.08	2,966.47	273.96	***
U.C. Santa Barbara	2,074.88	1,716.23	1,443.46	1,428.30	882.28	764.44	3,837.87

Rate per 100,000 population
 '***' - Data not available at time of publication
 See "In This Report" for definitions.