

UC POLICE DEPARTMENT REPORTS DASHBOARD

UC SYSTEMWIDE

Annual

<i>1. UC System Wide FBI Part I Crime Offenses</i>	<i>2</i>
<i>2. UC System Wide FBI Part II Crime Offenses</i>	<i>3</i>
<i>3. UC System Wide Arrests - FBI Crime Offenses</i>	<i>4</i>
<i>4. UC System Wide Value of Stolen and Recovered Property</i>	<i>5</i>
<i>5. UC System Wide Miscellaneous Activity</i>	<i>6</i>
<i>6. UC System Wide Ratio Of Sworn Officers</i>	<i>7</i>
<i>7. UC System Wide Crime Bar Charts</i>	<i>8</i>

**UC System Wide
FBI Part I Crime Offenses 2012 to 2016**

2016 Part1 Offenses	2012 Number of Actual Offenses	2013 Number of Actual Offenses	2014 Number of Actual Offenses	2015 Number of Actual Offenses	2016 Number of Actual Offenses	2015 To 2016 Percent Change	2016 Offenses Cleared by Arrest or Exceptional Means	2016 Percentage Cleared
Criminal Homicide								
Murder & Nonnegligent	0	1	0	0	1	**	1	100%
Manslaughter by Negligence	0	0	0	0	0	**	0	N/A
Total Criminal Homicide	0	1	0	0	1	**	1	100%
Forcible Rape								
Rape by Force	31	48	52	91	87	-4%	6	7%
Attempts to Commit Forcible Rape	6	18	11	14	8	-43%	0	0%
Total Forcible Rape	37	66	63	105	95	-10%	6	6%
Robbery								
Firearm	12	12	10	9	9	**	2	22%
Knife or Cutting Instrument	4	1	5	5	4	**	2	50%
Other Dangerous Weapon	3	4	1	2	3	**	1	33%
Strong - Arm	50	32	43	29	23	-21%	10	43%
Total Robbery	69	49	59	45	39	-13%	15	38%
Aggravated Assault								
Firearm	1	11	6	3	8	**	6	75%
Knife or Cutting Instrument	2	14	19	18	9	-50%	7	78%
Other Dangerous Weapon	24	36	66	39	50	28%	28	56%
Hands, Fists, Feet, Etc.	41	30	43	49	49	**	29	59%
Total Aggravated Assault	68	91	134	109	116	6%	70	60%
Part I Violent Crime Total	174	207	256	259	251	-3%	92	37%
Burglary								
Forcible Entry	155	134	134	153	138	-10%	16	12%
Unlawful Entry - No Force	300	276	313	210	275	31%	48	17%
Attempted Forcible Entry	36	35	38	28	31	11%	0	0%
Total Burglary	491	445	485	391	444	14%	64	14%
Larceny - Theft								
Larceny - Theft	4,812	4,651	4,120	4,066	3,851	-5%	289	8%
Total Larceny - Theft	4,812	4,651	4,120	4,066	3,851	-5%	289	8%
Motor Vehicle Theft								
Autos	76	67	88	77	96	25%	9	9%
Trucks and Buses	2	3	2	9	4	**	0	0%
Other Vehicles	35	35	35	39	54	38%	4	7%
Total Motor Vehicle Theft	113	105	125	125	154	23%	13	8%
Arson								
Arson	21	25	17	16	22	38%	4	18%
Total Arson	21	25	17	16	22	38%	4	18%
Part I Property Crime Total	5437	5226	4747	4598	4471	-3%	370	8%
PART I TOTAL	5611	5433	5003	4857	4722	-3%	462	10%

**UC System Wide
FBI Part II Crime Offenses 2012 to 2016**

2016 Part II Offenses	2012 Number of Actual Offenses	2013 Number of Actual Offenses	2014 Number of Actual Offenses	2015 Number of Actual Offenses	2016 Number of Actual Offenses	2015 to 2016 Percentage Change	2016 Offenses Cleared by Arrest or Exceptional Means	2016 Percentage Cleared
Other Assault - Simple	438	567	610	535	632	18%	321	51%
Forgery & Counterfeiting	135	96	138	89	105	18%	14	13%
Fraud	360	133	200	286	327	14%	35	11%
Embezzlement	6	11	12	13	32	146%	4	12%
Stolen Property	51	68	95	79	72	-9%	53	74%
Vandalism	995	1,056	1,015	925	888	-4%	46	5%
Weapons Offenses-Firearms	17	22	8	6	17	183%	13	76%
Weapons Offenses-All Others	61	85	90	79	80	1%	59	74%
WEAPONS OFFENSES TOTAL	78	107	98	85	97	14%	72	74%
Sex Offenses	54	77	122	90	131	46%	30	23%
Drug Abuse Violations	455	590	650	386	487	26%	418	86%
Gambling	0	0	0	0	0	**	0	N/A
Offenses Against Family and Children	1	0	1	0	0	**	0	N/A
DUI(Alcohol & Drugs)	202	297	414	274	252	-8%	249	99%
Liquor Laws	180	240	693	517	369	-29%	290	79%
Drunkenness	518	586	741	715	566	-21%	512	90%
Disorderly Conduct	132	145	260	291	244	-16%	147	60%
Vagrancy	0	0	18	24	24	**	20	83%
All Other Offenses-Bomb Actual	0	0	0	0	1	**	0	N/A
All Other Offenses-Bomb Threat	1	2	3	2	2	**	2	100%
All Other Offenses-Trespass Demo	5	9	20	39	18	-54%	0	N/A
All Other Offenses-Trespass Other	124	143	106	124	168	35%	125	74%
All Other Offenses-All Other UCR 26	1,891	1,816	1,663	2,431	1,309	-46%	826	63%
ALL OTHER OFFENSES TOTAL	2,021	1,970	1,792	2,596	1,498	-42%	953	64%
PART II TOTAL	5626	5943	6859	6905	5724	-17%	3,164	55%

** Denotes base numbers less than 10

**UC System Wide Arrests
Arrests - FBI Crime Offenses**

2016 Arrests	Sex		Age		UC Affiliation				Total
PART I	Male	Female	Adult	Juvenile	Student	Faculty/ Staff	Total Affiliates	Not Affiliated	Arrests
Violent Crime Total									
Homicide / Manslaughter	1	0	1	0	0	0	0	1	1
Rape	5	0	5	0	2	0	2	3	5
Robbery	13	2	15	2	1	0	1	14	15
Aggravated Assault	60	9	68	1	19	1	20	49	69
Violent Crime Total	79	11	89	3	22	1	23	67	90
Property Crime Total									
Burglary	56	10	65	3	8	2	10	56	66
Larceny	205	34	227	12	33	1	34	205	239
Motor Vehicle Theft	23	7	25	5	0	0	0	30	30
Arson	1	2	3	0	1	0	1	2	3
Property Crime Total	285	53	320	20	42	3	45	293	338
Total Part I Arrests	364	64	409	23	64	4	68	360	428
PART II									
	Sex		Age		UC Affiliation				Total
	Male	Female	Adult	Juvenile	Student	Faculty/ Staff	Total Affiliates	Not Affiliated	Arrests
Simple Assault	198	68	262	4	51	2	53	213	266
Forgery & Counterfeiting	13	2	15	0	1	1	2	13	15
Fraud	28	10	36	2	11	1	12	26	38
Embezzlement	2	1	3	0	2	0	2	1	3
Stolen Property: Buy, Receive, Possess	51	6	54	4	1	0	1	56	57
Vandalism	46	6	44	11	4	1	5	44	49
Weapons Offenses - Firearms	13	2	14	1	1	0	1	14	15
Weapons Offenses - All Others	64	2	62	5	5	1	6	59	65
Sex Offenses	23	1	24	0	5	0	5	18	23
Drug Abuse Violations	374	68	437	5	49	1	50	392	442
Gambling	0	0	0	0	0	0	0	0	0
DUI (Alcohol & Drugs)	200	57	254	9	64	1	65	186	251
Liquor Laws	268	120	376	13	150	1	151	236	387
Drunkenness	349	123	469	4	213	0	213	259	472
Disorderly Conduct	120	19	137	2	65	0	65	74	139
Vagrancy	17	2	17	2	1	0	1	18	19
All Other Offenses - Bomb Actual	0	0	0	0	0	0	0	0	0
All Other Offenses - Bomb Threat	1	1	2	0	0	0	0	2	2
All Other Offenses - Trespass Demo	0	0	0	0	0	0	0	0	0
All Other Offenses - Trespass Other	110	20	127	2	4	0	4	125	129
All Other UCR 26	597	130	716	10	55	2	57	670	727
Total Part II Arrests	2,474	638	3,049	74	682	11	693	2,406	3,099
Non Part I/Part II Arrests									
	Sex		Age		UC Affiliation				Total
	Male	Female	Adult	Juvenile	Student	Faculty/ Staff	Total Affiliates	Not Affiliated	Arrests
Warrants Served Felony	8	1	9	0	0	0	0	9	9
Warrants Served Misdemeanor	48	6	53	0	0	1	1	53	54
Outside Warrants Served Felony	108	10	117	1	4	2	6	117	123
Outside Warrants Served Misdemeanor	284	63	345	2	15	0	15	328	343
All Other Non Part I / Part II Arrests	223	64	287	0	3	2	5	282	287
Total Other Arrests	671	144	811	3	22	5	27	789	816
TOTAL ARRESTS	3509	846	4269	100	768	20	788	3555	4355

**UC System Wide
Value of Stolen and Recovered Property 2016**

Type Of Property	Stolen Property	Recovered Property	Percentage Recovered
Clothing& Furs	\$102,722.00	\$6,247.00	6%
Consumable Goods	\$4,541.00	\$244.00	5%
Currency, Notes, etc.	\$1,033,548.00	\$13,148.00	1%
Firearms	\$0.00	\$0.00	N/A
Household Goods	\$18,223.00	\$2,104.00	12%
Jewelry & Precious Metals	\$180,433.00	\$2,131.00	1%
Livestock	\$0.00	\$0.00	N/A
Locally Stolen Motor Vehicles	\$973,560.00	\$624,354.00	64%
Miscellaneous - Bicycles	\$606,724.00	\$126,386.00	21%
Miscellaneous - Other	\$916,186.92	\$125,131.00	14%
Office Equipment - Computer	\$668,678.00	\$32,304.00	5%
Office Equipment - Other	\$66,608.00	\$1,365.00	2%
TVs, Radios, Stereos, Etc.	\$124,731.00	\$3,555.00	3%
TOTALS	\$4,695,954.92	\$936,969.00	20%

UC System Wide Miscellaneous Activity 2016

Police Officers Assaulted	
With Personal Injury	21
Without personal injury	42
Total Police Officers Assaulted	63

Alcohol Related Cases	
Other Offense	1465
Property Crime	30
Violent Crime	86
Total Alcohol Related Cases	1581

Bias Motivated Cases	
Ethnicity	5
Physical /Mental Disabled	0
Race	17
Religion	11
Sexual Orientation	7
Total Bias Motivated Cases	40

Non-Criminal Reports	
All Other	6699
Attempted Suicide	23
Mentally Disordered Person	578
Report for Outside Agency	515
Suicide	5
Vehicle Tow	518
Total Non-Criminal Reports	8338

Weapons Related Cases	
Firearms	25
Knife / Blade	65
Other Dangerous Weapon	45
Total Weapons Related Cases	135

Traffic Accidents	
Bicycle Involved (not included in total)	172
Fatal	0
Injury	169
Non-Injury	592
Total Traffic Accidents	761

Domestic Violence Cases	
No Weapons Involved	130
Weapons Involved	39
Total Domestic Violence Cases	169

Alarms	
Fire Alarms	3256
Security Alarms	9623
Total Alarms	12879

**UC System Wide
Ratio Of Sworn Officers 2016**

Campus	Students	Staff & Faculty	Total Population	Sworn Staff	Off Campus Assignments**	Ratio
Berkeley	38,204	14,611	52,815	65	0	1.23
Davis	34,605	30,815	64,816	28	0	0.43
Irvine	33,467	11,190	44,657	30	0	0.67
Los Angeles	43,239	33,147	76,386	64	1	0.82
Merced	6,685	1,454	8,139	12	0	1.47
Riverside	21,539	6,500	86,539	27	4	0.27
San Diego	35,816	30,671	66,487	44	0	0.66
Santa Barbara	23,497	10,735	34,232	39	14	0.73
Santa Cruz	17,886	4,211	22,077	21	0	0.95
UC Campus Total	254,938	143,334	456,148	330	19	0.68
Davis Medical Center	800	12,533	13,333	20	0	1.50
Irvine Medical Center	0	4,973	4,973	7	0	1.41
San Francisco	4,857	24,140	28,997	56	0	1.93
Total	5,657	41,646	47,303	83	0	1.75
TOTAL	260,595	184,980	503,451	413	19	0.78

* Berkeley population includes Lawrence Berkeley Laboratory population.

* San Francisco has no undergraduate population, and is decentralized throughout three counties which in addition to its primary campuses also includes SF General Hospital, Gladstone Institutes, Howard Hughes Medical Institute, Langley Porter Psychiatric Hospital and Clinics, and Children's Hospital Oakland.

****The following campuses have personnel assigned off campus.**

Berkeley - Two officers are assigned to patrol with the Berkeley Police Department.

Los Angeles - One officer is assigned to University Apartments South off-campus housing, one officer is assigned to the UCLA/Santa Monica Hospital.

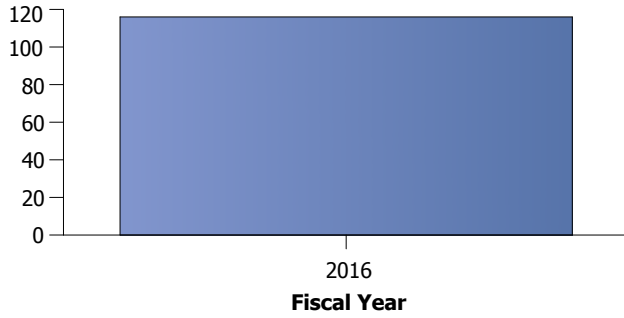
Riverside - Five Officers are assigned off campus to the University Neighborhood Enhancement Team (UNET) with the Riverside Police Department.

Santa Barbara - Seven officers are assigned off campus to the Isla Vista Foot Patrol.

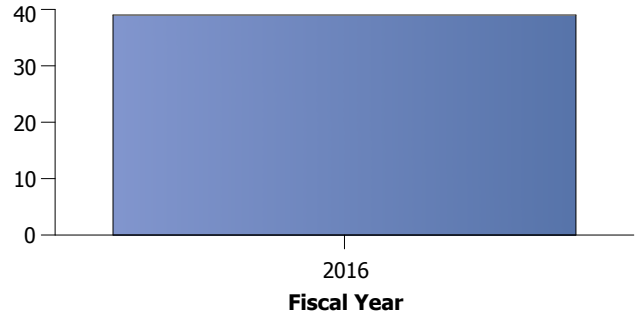
UC System Wide Bar Chart

Violent Crime - 2016 to 2016

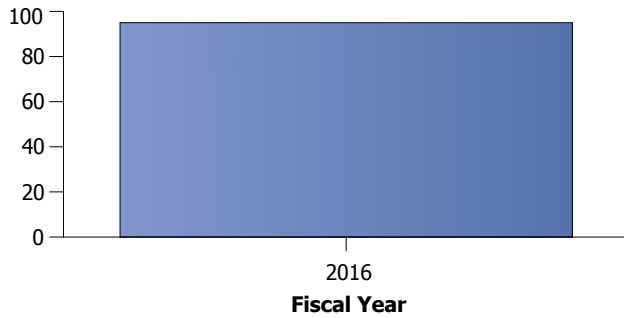
Aggravated Assault



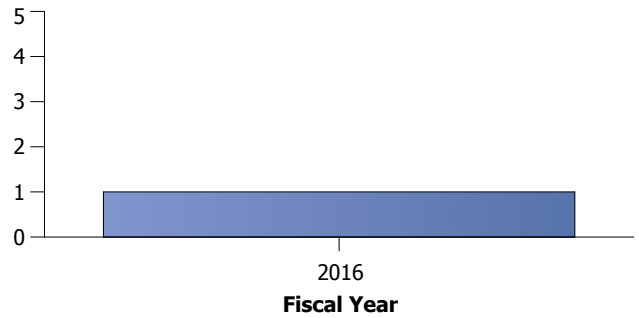
Robbery



Forcible Rape

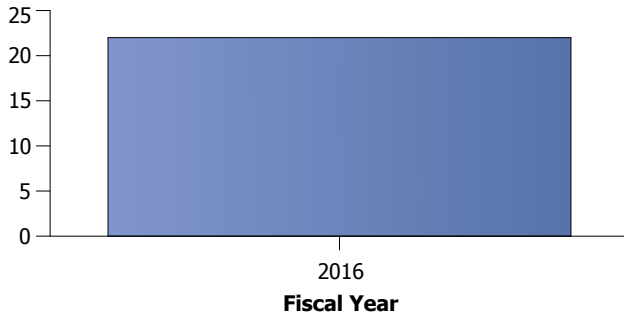


Criminal Homicide

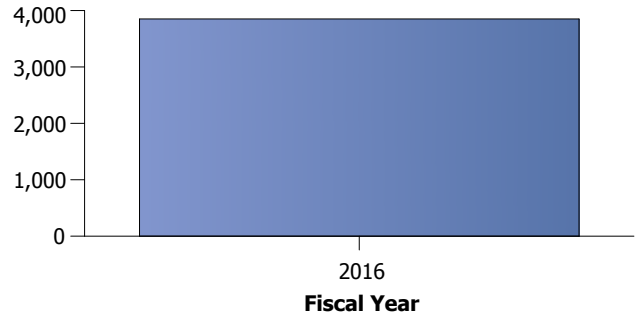


Property Crime - 2016 to 2016

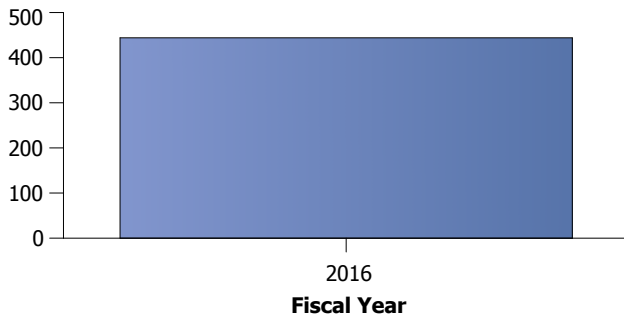
Arson



Larceny - Theft



Burglary



Motor Vehicle Theft

