

UC POLICE DEPARTMENT REPORTS DASHBOARD

UC SAN DIEGO

Annual

<i>1. UC San Diego FBI Part I Crime Offenses</i>	2
<i>2. UC San Diego FBI Part II Crime Offenses</i>	3
<i>3. UC San Diego Arrests - FBI Crime Offenses</i>	4
<i>4. UC San Diego Value of Stolen and Recovered Property</i>	5
<i>5. UC San Diego Miscellaneous Activity</i>	6
<i>6. UC San Diego Ratio Of Sworn Officers</i>	7
<i>7. UC San Diego Crime Bar Charts</i>	8
<i>8. UC San Diego Crime Rate Charts</i>	9

UC San Diego
FBI Part I Crime Offenses 2011 to 2015

2015 Part1 Offenses	2011 Number of Actual Offenses	2012 Number of Actual Offenses	2013 Number of Actual Offenses	2014 Number of Actual Offenses	2015 Number of Actual Offenses	2014 To 2015 Percent Change	2015 Offenses Cleared by Arrest or Exceptional Means	2015 Percentage Cleared
Criminal Homicide								
Murder & Nonnegligent	0	0	0	0	0	**	0	N/A
Manslaughter by Negligence	0	0	0	0	0	**	0	N/A
Total Criminal Homicide	0	0	0	0	0	**	0	N/A
Forcible Rape								
Rape by Force	3	1	1	2	1	**	0	0%
Attempts to Commit Forcible Rape	1	0	1	0	0	**	0	N/A
Total Forcible Rape	4	1	2	2	1	**	0	0%
Robbery								
Firearm	0	0	0	1	0	**	0	N/A
Knife or Cutting Instrument	0	0	1	0	0	**	0	N/A
Other Dangerous Weapon	0	0	0	0	0	**	0	N/A
Strong - Arm	0	1	0	0	1	**	0	0%
Total Robbery	0	1	1	1	1	**	0	0%
Aggravated Assault								
Firearm	0	0	0	0	0	**	0	N/A
Knife or Cutting Instrument	0	0	2	0	0	**	0	N/A
Other Dangerous Weapon	1	1	1	0	0	**	0	N/A
Hands, Fists, Feet, Etc.	1	5	1	1	4	**	2	50%
Total Aggravated Assault	2	6	4	1	4	**	2	50%
Part I Violent Crime Total	6	8	7	4	6	0%	2	33%
Burglary								
Forcible Entry	16	4	23	16	11	-31%	3	27%
Unlawful Entry - No Force	23	16	36	18	10	-44%	2	20%
Attempted Forcible Entry	0	0	0	0	0	**	0	N/A
Total Burglary	39	20	59	34	21	-38%	5	24%
Larceny - Theft								
Larceny - Theft	491	425	693	493	462	-6%	25	5%
Total Larceny - Theft	491	425	693	493	462	-6%	25	5%
Motor Vehicle Theft								
Autos	14	9	12	9	12	33%	0	0%
Trucks and Buses	-1	1	0	1	8	**	3	38%
Other Vehicles	6	9	10	5	3	**	1	33%
Total Motor Vehicle Theft	19	19	22	15	23	53%	4	17%
Arson								
Arson	5	0	1	1	1	**	0	0%
Total Arson	5	0	1	1	1	**	0	0%
Part I Property Crime Total	554	464	775	543	507	-7%	34	7%
PART I TOTAL	560	472	782	547	513	-6%	36	7%

UC San Diego
FBI Part II Crime Offenses 2011 to 2015

2015 Part II Offenses	2011 Number of Actual Offenses	2012 Number of Actual Offenses	2013 Number of Actual Offenses	2014 Number of Actual Offenses	2015 Number of Actual Offenses	2014 to 2015 Percentage Change	2015 Offenses Cleared by Arrest or Exceptional Means	2015 Percentage Cleared
Other Assault - Simple	47	52	46	66	27	-59%	12	44%
Forgery & Counterfeiting	1	2	1	4	3	**	0	N/A
Fraud	11	9	8	15	32	113%	1	3%
Embezzlement	1	1	1	1	2	**	0	N/A
Stolen Property	3	2	1	7	0	**	0	N/A
Vandalism	99	84	131	126	98	-22%	8	8%
Weapons Offenses-Firearms	0	0	2	2	1	**	1	100%
Weapons Offenses-All Others	1	3	4	1	4	**	4	100%
WEAPONS OFFENSES TOTAL	1	3	6	3	5	67%	5	100%
Sex Offenses	4	7	10	10	11	10%	1	9%
Drug Abuse Violations	20	21	53	66	28	-58%	28	100%
Gambling	0	0	0	0	0	**	0	N/A
Offenses Against Family and Children	0	1	0	1	0	**	0	N/A
DUI(Alcohol & Drugs)	29	23	39	24	24	**	24	100%
Liquor Laws	53	21	45	112	15	-87%	15	100%
Drunkenness	201	176	216	209	146	-30%	146	100%
Disorderly Conduct	3	17	8	13	16	23%	4	25%
Vagrancy	0	0	0	18	12	-33%	12	100%
All Other Offenses-Bomb Actual	0	0	0	0	0	**	0	N/A
All Other Offenses-Bomb Threat	0	0	0	0	0	**	0	N/A
All Other Offenses-Trespass Demo	0	0	0	0	0	**	0	N/A
All Other Offenses-Trespass Other	0	0	0	0	0	**	0	N/A
All Other Offenses-All Other UCR 26	34	17	32	50	45	-10%	26	58%
ALL OTHER OFFENSES TOTAL	34	17	32	50	45	-10%	26	58%
PART II TOTAL	507	436	597	725	464	-36%	282	61%

** Denotes base numbers less than 10

**UC San Diego Arrests
Arrests - FBI Crime Offenses**

2015 Arrests	Sex		Age		UC Affiliation				Total
PART I	Male	Female	Adult	Juvenile	Student	Faculty/ Staff	Total Affiliates	Not Affiliated	Arrests
Violent Crime Total									
Homicide / Manslaughter	0	0	0	0	0	0	0	0	0
Rape	0	0	0	0	0	0	0	0	0
Robbery	0	0	0	0	0	0	0	0	0
Aggravated Assault	2	0	2	0	2	0	2	0	2
Violent Crime Total	2	0	2	0	2	0	2	0	2
Property Crime Total									
Burglary	2	0	2	0	0	0	0	2	2
Larceny	13	11	24	0	13	0	13	11	24
Motor Vehicle Theft	1	0	1	0	0	0	0	1	1
Arson	0	0	0	0	0	0	0	0	0
Property Crime Total	16	11	27	0	13	0	13	14	27
Total Part I Arrests	18	11	29	0	15	0	15	14	29
PART II									
	Sex		Age		UC Affiliation				Total
	Male	Female	Adult	Juvenile	Student	Faculty/ Staff	Total Affiliates	Not Affiliated	Arrests
Simple Assault	4	5	9	0	4	0	4	5	9
Forgery & Counterfeiting	0	0	0	0	0	0	0	0	0
Fraud	1	0	1	0	0	0	0	1	1
Embezzlement	0	0	0	0	0	0	0	0	0
Stolen Property: Buy, Receive, Possess	0	0	0	0	0	0	0	0	0
Vandalism	3	0	3	0	3	0	3	0	3
Weapons Offenses - Firearms	1	0	1	0	1	0	1	0	1
Weapons Offenses - All Others	6	0	4	2	0	0	0	6	6
Sex Offenses	2	0	2	0	1	0	1	1	2
Drug Abuse Violations	27	7	34	0	11	0	11	23	34
Gambling	0	0	0	0	0	0	0	0	0
DUI (Alcohol & Drugs)	20	4	24	0	6	0	6	18	24
Liquor Laws	43	35	75	3	47	0	47	31	78
Drunkenness	29	5	34	0	18	1	19	15	34
Disorderly Conduct	4	0	4	0	0	0	0	4	4
Vagrancy	12	0	12	0	1	0	1	11	12
All Other Offenses - Bomb Actual	0	0	0	0	0	0	0	0	0
All Other Offenses - Bomb Threat	0	0	0	0	0	0	0	0	0
All Other Offenses - Trespass Demo	0	0	0	0	0	0	0	0	0
All Other Offenses - Trespass Other	0	0	0	0	0	0	0	0	0
All Other UCR 26	24	1	25	0	1	0	1	24	25
Total Part II Arrests	176	57	228	5	93	1	94	139	233
Non Part I/Part II Arrests									
	Sex		Age		UC Affiliation				Total
	Male	Female	Adult	Juvenile	Student	Faculty/ Staff	Total Affiliates	Not Affiliated	Arrests
Warrants Served Felony	1	0	1	0	0	0	0	1	1
Warrants Served Misdemeanor	1	0	1	0	0	0	0	1	1
Outside Warrants Served Felony	4	2	6	0	0	0	0	6	6
Outside Warrants Served Misdemeanor	3	1	4	0	0	0	0	4	4
All Other Non Part I / Part II Arrests	14	6	20	0	3	0	3	16	19
Total Other Arrests	23	9	32	0	3	0	3	28	31
TOTAL ARRESTS	217	77	289	5	111	1	112	181	294

UC San Diego
Value of Stolen and Recovered Property 2015

Type Of Property	Stolen Property	Recovered Property	Percentage Recovered
Clothing& Furs	\$23,701.00	\$1,156.00	5%
Consumable Goods	\$1,563.00	\$452.00	29%
Currency, Notes, etc.	\$9,802.00	\$1,197.00	12%
Firearms	\$1,134.00	\$599.00	53%
Household Goods	\$450.00	\$100.00	22%
Jewelry & Precious Metals	\$11,048.00	\$47.00	0%
Livestock	\$0.00	\$0.00	N/A
Locally Stolen Motor Vehicles	\$167,000.00	\$58,744.00	35%
Miscellaneous - Bicycles	\$99,698.00	\$4,627.00	5%
Miscellaneous - Other	\$100,113.00	\$11,834.00	12%
Office Equipment - Computer	\$77,895.00	\$11,392.00	15%
Office Equipment - Other	\$3,308.00	\$2,243.00	68%
TVs, Radios, Stereos, Etc.	\$13,490.00	\$235.00	2%
TOTALS	\$509,202.00	\$92,626.00	18%

UC San Diego Miscellaneous Activity 2015

Police Officers Assaulted	
With Personal Injury	1
Without personal injury	0
Total Police Officers Assaulted	1

Alcohol Related Cases	
Other Offense	196
Property Crime	3
Violent Crime	11
Total Alcohol Related Cases	210

Bias Motivated Cases	
Ethnicity	0
Physical /Mental Disabled	0
Race	0
Religion	0
Sexual Orientation	0
Total Bias Motivated Cases	0

Non-Criminal Reports	
All Other	396
Attempted Suicide	6
Mentally Disordered Person	31
Report for Outside Agency	39
Suicide	1
Vehicle Tow	68
Total Non-Criminal Reports	541

Weapons Related Cases	
Firearms	1
Knife / Blade	7
Other Dangerous Weapon	0
Total Weapons Related Cases	8

Traffic Accidents	
Bicycle Involved (not included in total)	12
Fatal	0
Injury	17
Non-Injury	77
Total Traffic Accidents	94

Domestic Violence Cases	
No Weapons Involved	21
Weapons Involved	1
Total Domestic Violence Cases	22

Alarms	
Fire Alarms	231
Security Alarms	566
Total Alarms	797

**UC San Diego
Ratio Of Sworn Officers 2015**

Campus	Students	Staff & Faculty	Total Population	Sworn Staff	Off Campus Assignments**	Ratio
Berkeley	0	0	0	0	0	0.00
Davis	0	0	0	0	0	0.00
Irvine	0	0	0	0	0	0.00
Los Angeles	0	0	0	0	0	0.00
Merced	0	0	0	0	0	0.00
Riverside	0	0	0	0	0	0.00
San Diego	33,735	29,389	63,124	41	0	0.65
Santa Barbara	0	0	0	0	0	0.00
Santa Cruz	0	0	0	0	0	0.00
UC Campus Total	33,735	29,389	63,124	41	0	0.65
Davis Medical Center	0	0	0	0	0	0.00
Irvine Medical Center	0	0	0	0	0	0.00
San Francisco	0	0	0	0	0	0.00
Total	0	0	0	0	0	0.00
TOTAL	33,735	29,389	63,124	41	0	0.65

* Berkeley population includes Lawrence Berkeley Laboratory population.

* San Francisco has no undergraduate population, and is decentralized throughout three counties which in addition to its primary campuses also includes SF General Hospital, Gladstone Institutes, Howard Hughes Medical Institute, Langley Porter Psychiatric Hospital and Clinics, and Children's Hospital Oakland.

****The following campuses have personnel assigned off campus.**

Berkeley - Two officers are assigned to patrol with the Berkeley Police Department.

Los Angeles - One officer is assigned to University Apartments South off-campus housing, one officer is assigned to the UCLA/Santa Monica Hospital.

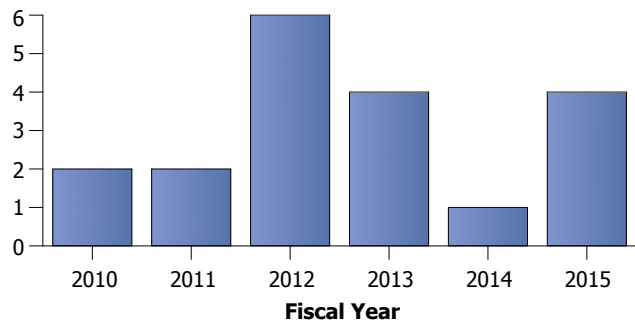
Riverside - Five Officers are assigned off campus to the University Neighborhood Enhancement Team (UNET) with the Riverside Police Department.

Santa Barbara - Seven officers are assigned off campus to the Isla Vista Foot Patrol.

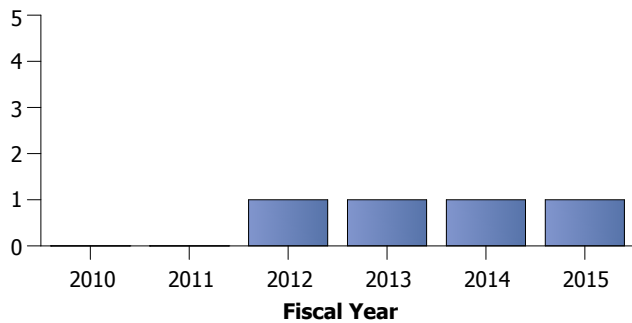
UC San Diego Crime Bar Chart

Violent Crime - 2010 to 2015

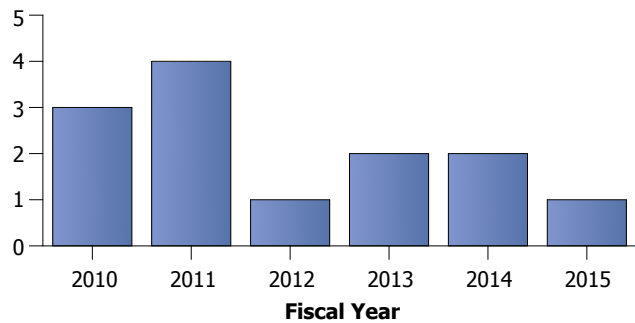
Aggravated Assault



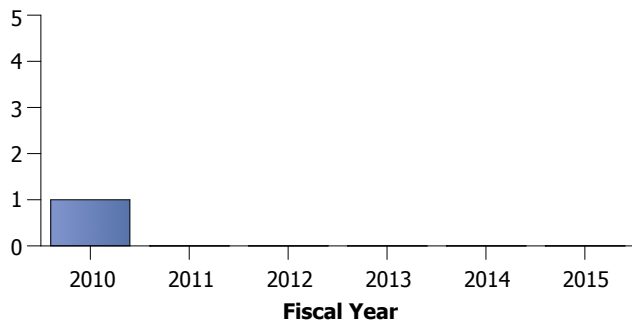
Robbery



Forcible Rape

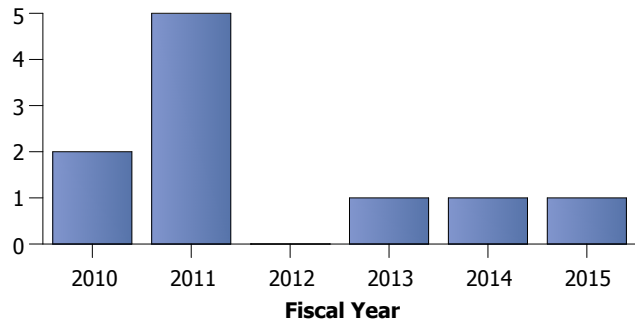


Criminal Homicide

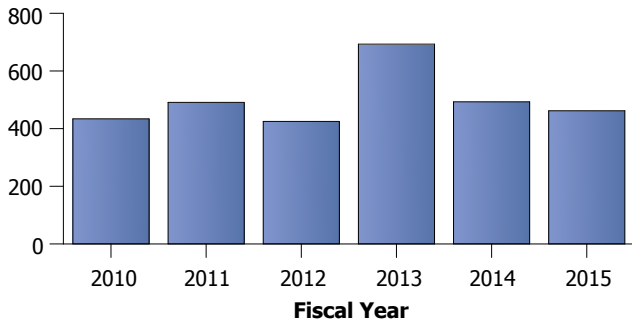


Property Crime - 2010 to 2015

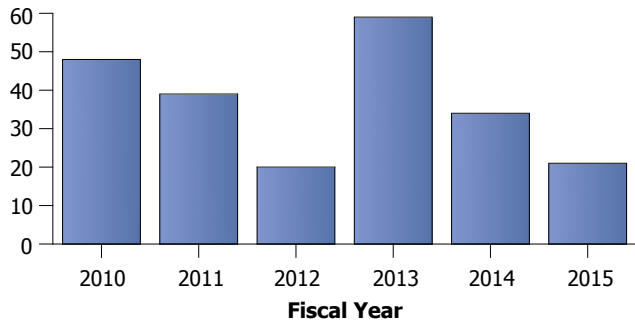
Arson



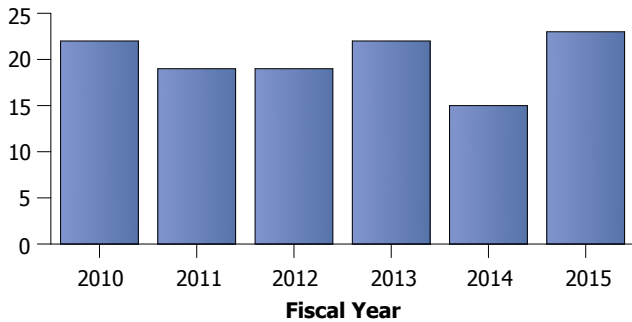
Larceny - Theft



Burglary

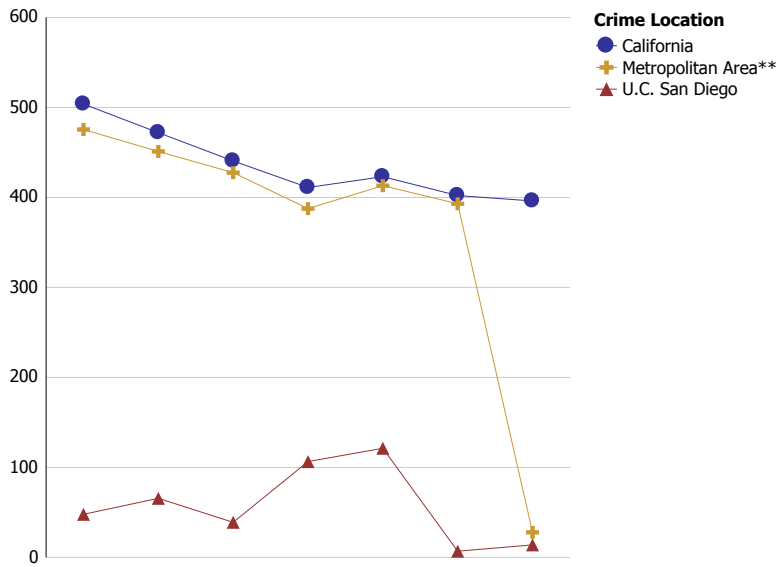


Motor Vehicle Theft



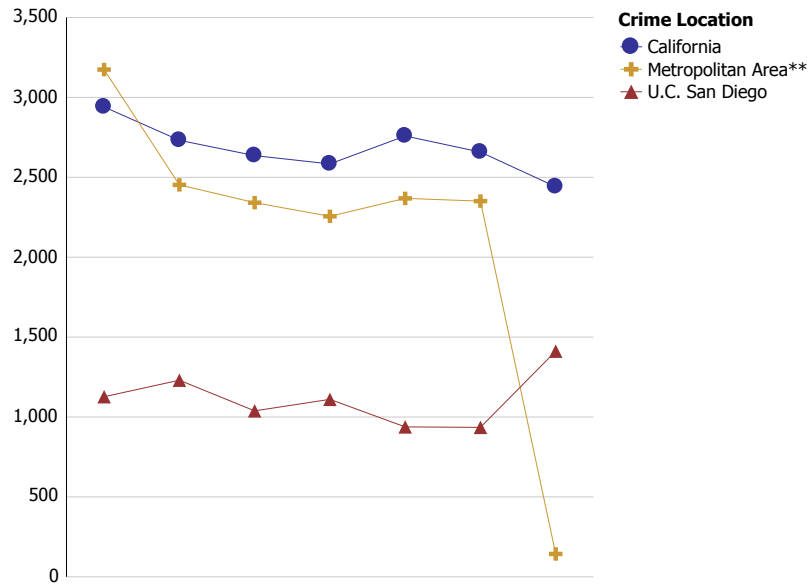
UC San Diego Crime Rate Charts 2008-2014

Violent Crime 2008-2014



Rate Input	2008	2009	2010	2011	2012	2013	2014
California	503.78	472.00	440.58	411.08	423.08	402.10	396.13
Metropolitan Area**	475.52	451.11	427.58	387.57	413.08	393.02	27.84
U.C. San Diego	47.87	65.65	39.00	106.46	121.30	6.90	13.91

Property Crime 2008-2014



Rate Input	2008	2009	2010	2011	2012	2013	2014
California	2,940.27	2,731.52	2,635.80	2,583.85	2,758.74	2,658.07	2,441.06
Metropolitan Area**	3,174.21	2,452.59	2,341.42	2,256.00	2,368.36	2,351.00	143.13
U.C. San Diego	1,127.02	1,230.33	1,038.55	1,110.53	938.06	935.10	1,412.00

Rate per 100,000 population
 **** - Data not available at time of publication
 See "In This Report" for definitions.