

UC POLICE DEPARTMENT REPORTS DASHBOARD

UC SANTA BARBARA

Annual

1. UC Santa Barbara FBI Part I Crime Offenses	2
2. UC Santa Barbara FBI Part II Crime Offenses	3
3. UC Santa Barbara Arrests - FBI Crime Offenses	4
4. UC Santa Barbara Value of Stolen and Recovered Property	5
5. UC Santa Barbara Miscellaneous Activity	6
6. UC Santa Barbara Ratio Of Sworn Officers	7
7. UC Santa Barbara Crime Bar Charts	8
8. UC Santa Barbara Crime Rate Charts	9

**UC Santa Barbara
FBI Part I Crime Offenses 2011 to 2015**

2015 Part1 Offenses	2011 Number of Actual Offenses	2012 Number of Actual Offenses	2013 Number of Actual Offenses	2014 Number of Actual Offenses	2015 Number of Actual Offenses	2014 To 2015 Percent Change	2015 Offenses Cleared by Arrest or Exceptional Means	2015 Percentage Cleared
Criminal Homicide								
Murder & Nonnegligent	0	0	0	0	0	**	0	N/A
Manslaughter by Negligence	0	0	0	0	0	**	0	N/A
Total Criminal Homicide	0	0	0	0	0	**	0	N/A
Forcible Rape								
Rape by Force	1	4	10	8	18	125%	0	0%
Attempts to Commit Forcible Rape	0	0	1	1	0	**	0	N/A
Total Forcible Rape	1	4	11	9	18	100%	0	0%
Robbery								
Firearm	0	0	0	0	1	**	0	0%
Knife or Cutting Instrument	1	1	0	0	0	**	0	N/A
Other Dangerous Weapon	0	0	0	0	0	**	0	N/A
Strong - Arm	0	3	6	3	1	**	0	0%
Total Robbery	1	4	6	3	2	**	0	0%
Aggravated Assault								
Firearm	0	0	0	0	0	**	0	N/A
Knife or Cutting Instrument	0	0	0	1	0	**	0	N/A
Other Dangerous Weapon	1	0	2	2	4	**	3	75%
Hands, Fists, Feet, Etc.	2	1	0	1	7	**	6	86%
Total Aggravated Assault	3	1	2	4	11	175%	9	82%
Part I Violent Crime Total	5	9	19	16	31	94%	9	29%
Burglary								
Forcible Entry	15	14	4	0	4	**	0	0%
Unlawful Entry - No Force	22	23	19	12	13	8%	1	8%
Attempted Forcible Entry	2	3	2	3	4	**	0	0%
Total Burglary	39	40	25	15	21	40%	1	5%
Larceny - Theft								
Larceny - Theft	336	334	259	234	187	-20%	13	7%
Total Larceny - Theft	336	334	259	234	187	-20%	13	7%
Motor Vehicle Theft								
Autos	0	0	3	0	1	**	1	100%
Trucks and Buses	1	1	0	0	0	**	0	N/A
Other Vehicles	2	0	0	0	0	**	0	N/A
Total Motor Vehicle Theft	3	1	3	0	1	**	1	100%
Arson								
Arson	3	2	2	0	1	**	0	0%
Total Arson	3	2	2	0	1	**	0	0%
Part I Property Crime Total	381	377	289	249	210	-16%	15	7%
PART I TOTAL	386	386	308	265	241	-9%	24	10%

UC Santa Barbara
FBI Part II Crime Offenses 2011 to 2015

2015 Part II Offenses	2011 Number of Actual Offenses	2012 Number of Actual Offenses	2013 Number of Actual Offenses	2014 Number of Actual Offenses	2015 Number of Actual Offenses	2014 to 2015 Percentage Change	2015 Offenses Cleared by Arrest or Exceptional Means	2015 Percentage Cleared
Other Assault - Simple	20	21	25	25	38	52%	17	45%
Forgery & Counterfeiting	4	6	4	22	7	-68%	1	14%
Fraud	20	27	15	50	62	24%	42	68%
Embezzlement	1	0	0	1	0	**	0	N/A
Stolen Property	11	8	3	8	7	**	7	100%
Vandalism	84	76	70	45	81	80%	15	19%
Weapons Offenses-Firearms	0	1	2	0	1	**	0	N/A
Weapons Offenses-All Others	4	10	10	8	9	**	8	89%
WEAPONS OFFENSES TOTAL	4	11	12	8	10	25%	8	80%
Sex Offenses	1	6	4	3	4	**	1	25%
Drug Abuse Violations	56	65	51	93	105	13%	103	98%
Gambling	0	0	0	0	0	**	0	N/A
DUI(Alcohol & Drugs)	21	29	46	66	64	-3%	64	100%
Liquor Laws	100	65	118	475	431	-9%	431	100%
Drunkenness	83	65	117	281	390	39%	389	100%
Disorderly Conduct	43	17	16	119	161	35%	157	98%
Vagrancy	0	0	0	0	5	**	5	100%
All Other Offenses-Bomb Actual	0	0	0	0	0	**	0	N/A
All Other Offenses-Bomb Threat	0	0	0	2	0	**	0	N/A
All Other Offenses-Trespass Demo	0	0	0	0	0	**	0	N/A
All Other Offenses-Trespass Other	14	9	19	13	17	31%	16	94%
All Other Offenses-All Other UCR 26	35	46	55	76	74	-3%	55	74%
ALL OTHER OFFENSES TOTAL	49	55	74	91	96	5%	76	79%
PART II TOTAL	497	451	555	1287	1456	13%	1,311	90%

** Denotes base numbers less than 10

**UC Santa Barbara Arrests
Arrests - FBI Crime Offenses**

2015 Arrests	Sex		Age		UC Affiliation				Total
PART I	Male	Female	Adult	Juvenile	Student	Faculty/ Staff	Total Affiliates	Not Affiliated	Arrests
Violent Crime Total									
Homicide / Manslaughter	0	0	0	0	0	0	0	0	0
Rape	0	0	0	0	0	0	0	0	0
Robbery	0	0	0	0	0	0	0	0	0
Aggravated Assault	9	0	9	0	2	0	2	7	9
Violent Crime Total	9	0	9	0	2	0	2	7	9
Property Crime Total									
Burglary	1	0	1	0	0	0	0	1	1
Larceny	13	1	14	0	8	0	8	6	14
Motor Vehicle Theft	1	0	1	0	0	0	0	1	1
Arson	0	0	0	0	0	0	0	0	0
Property Crime Total	15	1	16	0	8	0	8	8	16
Total Part I Arrests	24	1	25	0	10	0	10	15	25
PART II									
	Sex		Age		UC Affiliation				Total
	Male	Female	Adult	Juvenile	Student	Faculty/ Staff	Total Affiliates	Not Affiliated	Arrests
Simple Assault	10	7	17	0	5	0	5	12	17
Forgery & Counterfeiting	0	1	1	0	1	0	1	0	1
Fraud	34	8	41	1	18	0	18	24	42
Embezzlement	0	0	0	0	0	0	0	0	0
Stolen Property: Buy, Receive, Possess	10	0	10	0	4	0	4	6	10
Vandalism	15	1	12	4	3	0	3	13	16
Weapons Offenses - Firearms	0	0	0	0	0	0	0	0	0
Weapons Offenses - All Others	9	1	10	0	2	0	2	8	10
Sex Offenses	1	0	1	0	1	0	1	0	1
Drug Abuse Violations	108	22	127	3	45	0	45	85	130
Gambling	0	0	0	0	0	0	0	0	0
DUI (Alcohol & Drugs)	57	8	64	1	13	2	15	50	65
Liquor Laws	351	136	472	15	107	1	108	378	486
Drunkenness	282	115	395	2	167	2	169	228	397
Disorderly Conduct	142	20	159	3	78	0	78	81	159
Vagrancy	5	0	0	5	0	0	0	5	5
All Other Offenses - Bomb Actual	0	0	0	0	0	0	0	0	0
All Other Offenses - Bomb Threat	0	0	0	0	0	0	0	0	0
All Other Offenses - Trespass Demo	0	0	0	0	0	0	0	0	0
All Other Offenses - Trespass Other	18	2	17	3	3	0	3	17	20
All Other UCR 26	59	6	60	5	14	0	14	51	65
Total Part II Arrests	1,101	327	1,386	42	461	5	466	958	1,424
Non Part I/Part II Arrests									
	Sex		Age		UC Affiliation				Total
	Male	Female	Adult	Juvenile	Student	Faculty/ Staff	Total Affiliates	Not Affiliated	Arrests
Warrants Served Felony	0	0	0	0	0	0	0	0	0
Warrants Served Misdemeanor	16	1	17	0	2	0	2	15	17
Outside Warrants Served Felony	1	1	2	0	0	0	0	2	2
Outside Warrants Served Misdemeanor	18	3	20	1	2	0	2	19	21
All Other Non Part I / Part II Arrests	0	1	1	0	0	0	0	1	1
Total Other Arrests	35	6	40	1	4	0	4	37	41
TOTAL ARRESTS	1160	334	1451	43	475	5	480	1010	1494

UC Santa Barbara
Value of Stolen and Recovered Property 2015

Type Of Property	Stolen Property	Recovered Property	Percentage Recovered
Clothing& Furs	\$1,040.00	\$0.00	0%
Consumable Goods	\$114.00	\$0.00	0%
Currency, Notes, etc.	\$3,133.00	\$0.00	0%
Firearms	\$0.00	\$0.00	N/A
Household Goods	\$2,234.00	\$0.00	0%
Jewelry & Precious Metals	\$6,545.00	\$0.00	0%
Livestock	\$0.00	\$0.00	N/A
Locally Stolen Motor Vehicles	\$8,855.00	\$8,000.00	90%
Miscellaneous - Bicycles	\$34,477.00	\$7,771.00	23%
Miscellaneous - Other	\$27,565.00	\$3,271.00	12%
Office Equipment - Computer	\$30,635.00	\$2,600.00	8%
Office Equipment - Other	\$75.00	\$0.00	0%
TVs, Radios, Stereos, Etc.	\$0.00	\$0.00	N/A
TOTALS	\$114,673.00	\$21,642.00	19%

UC Santa Barbara Miscellaneous Activity 2015

Police Officers Assaulted	
With Personal Injury	0
Without personal injury	1
Total Police Officers Assaulted	1

Alcohol Related Cases	
Other Offense	971
Property Crime	8
Violent Crime	14
Total Alcohol Related Cases	993

Bias Motivated Cases	
Ethnicity	0
Physical /Mental Disabled	0
Race	0
Religion	0
Sexual Orientation	0
Total Bias Motivated Cases	0

Non-Criminal Reports	
All Other	536
Attempted Suicide	10
Mentally Disordered Person	30
Report for Outside Agency	64
Suicide	0
Vehicle Tow	30
Total Non-Criminal Reports	670

Weapons Related Cases	
Firearms	2
Knife / Blade	8
Other Dangerous Weapon	6
Total Weapons Related Cases	16

Traffic Accidents	
Bicycle Involved (not included in total)	64
Fatal	0
Injury	15
Non-Injury	57
Total Traffic Accidents	72

Domestic Violence Cases	
No Weapons Involved	14
Weapons Involved	4
Total Domestic Violence Cases	18

Alarms	
Fire Alarms	82
Security Alarms	242
Total Alarms	324

**UC Santa Barbara
Ratio Of Sworn Officers 2015**

Campus	Students	Staff & Faculty	Total Population	Sworn Staff	Off Campus Assignments**	Ratio
Berkeley	0	0	0	0	0	0.00
Davis	0	0	0	0	0	0.00
Irvine	0	0	0	0	0	0.00
Los Angeles	0	0	0	0	0	0.00
Merced	0	0	0	0	0	0.00
Riverside	0	0	0	0	0	0.00
San Diego	0	0	0	0	0	0.00
Santa Barbara	23,051	10,531	33,582	39	8	0.92
Santa Cruz	0	0	0	0	0	0.00
UC Campus Total	23,051	10,531	33,582	39	8	0.92
Davis Medical Center	0	0	0	0	0	0.00
Irvine Medical Center	0	0	0	0	0	0.00
San Francisco	0	0	0	0	0	0.00
Total	0	0	0	0	0	0.00
TOTAL	23,051	10,531	33,582	39	8	0.92

* Berkeley population includes Lawrence Berkeley Laboratory population.

* San Francisco has no undergraduate population, and is decentralized throughout three counties which in addition to its primary campuses also includes SF General Hospital, Gladstone Institutes, Howard Hughes Medical Institute, Langley Porter Psychiatric Hospital and Clinics, and Children's Hospital Oakland.

****The following campuses have personnel assigned off campus.**

Berkeley - Two officers are assigned to patrol with the Berkeley Police Department.

Los Angeles - One officer is assigned to University Apartments South off-campus housing, one officer is assigned to the UCLA/Santa Monica Hospital.

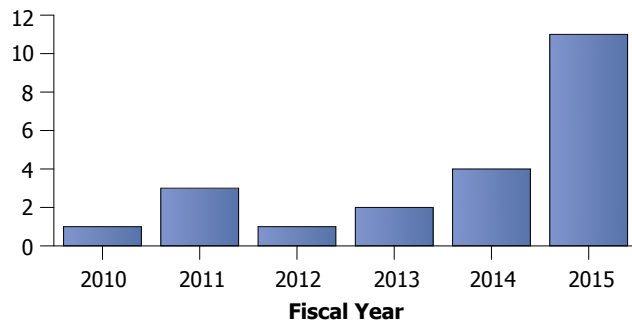
Riverside - Five Officers are assigned off campus to the University Neighborhood Enhancement Team (UNET) with the Riverside Police Department.

Santa Barbara - Seven officers are assigned off campus to the Isla Vista Foot Patrol.

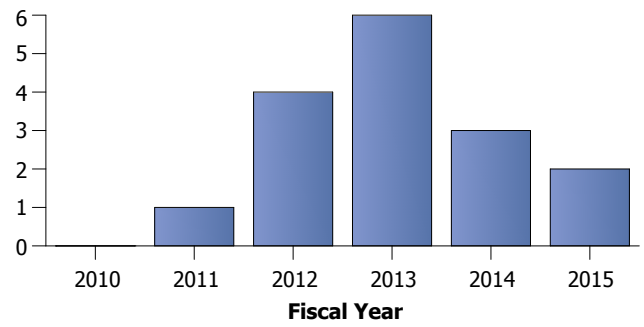
UC Santa Barbara Crime Bar Chart

Violent Crime - 2010 to 2015

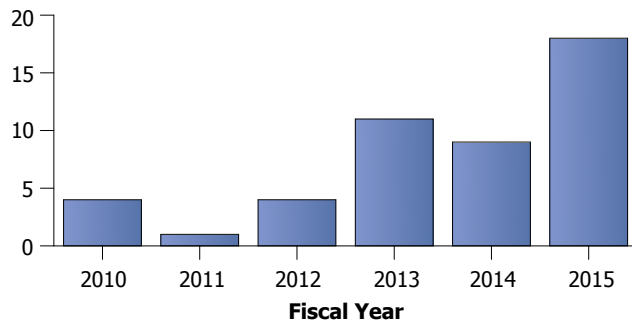
Aggravated Assault



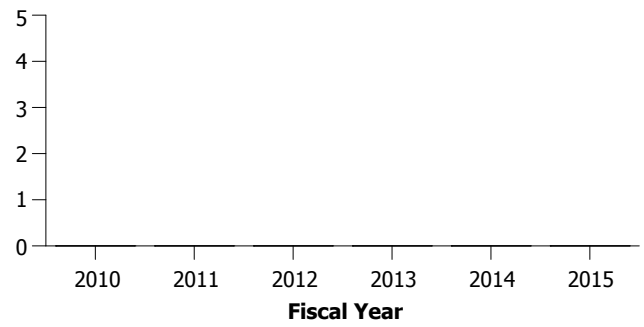
Robbery



Forcible Rape

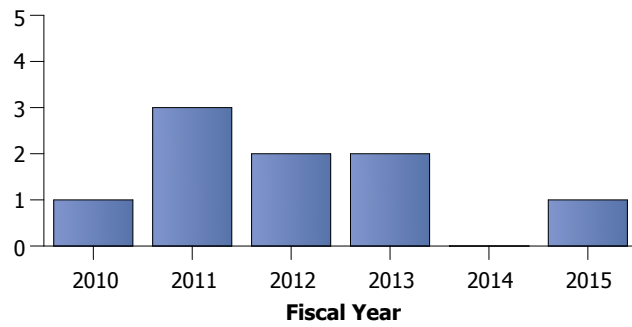


Criminal Homicide

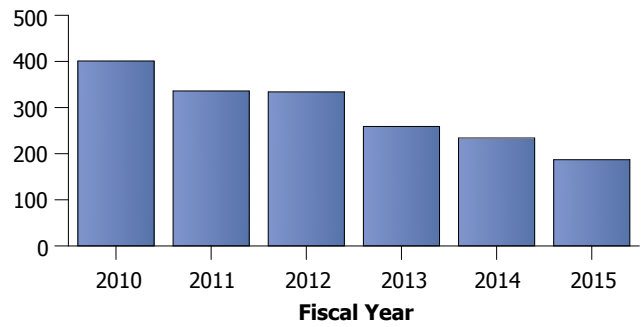


Property Crime - 2010 to 2015

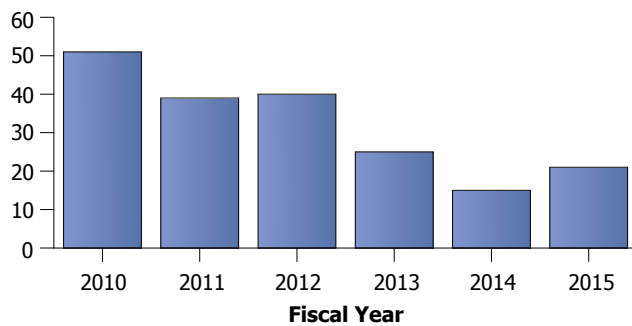
Arson



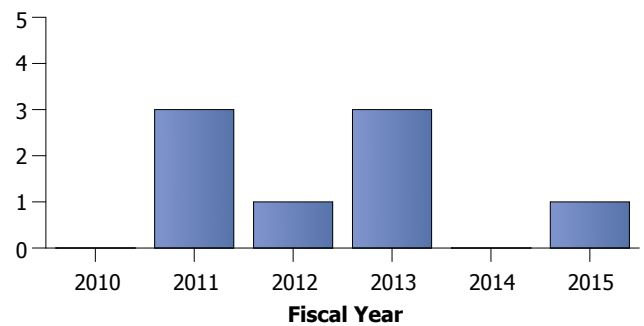
Larceny - Theft



Burglary

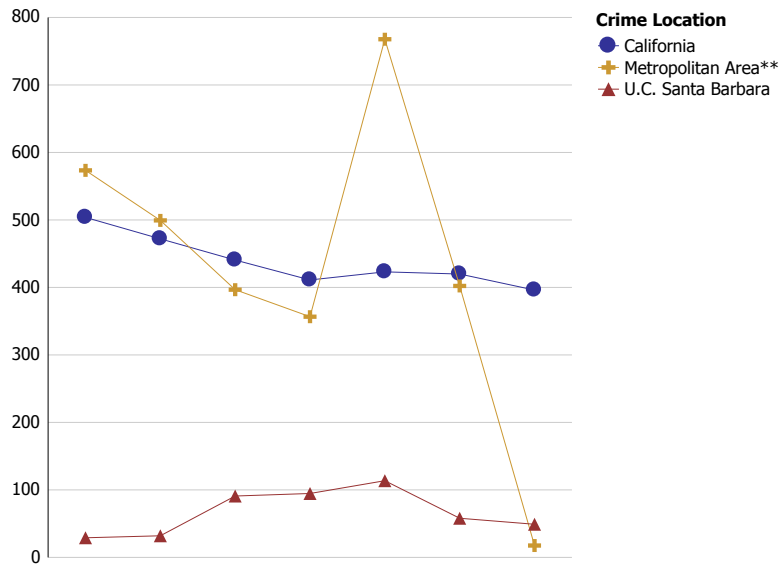


Motor Vehicle Theft



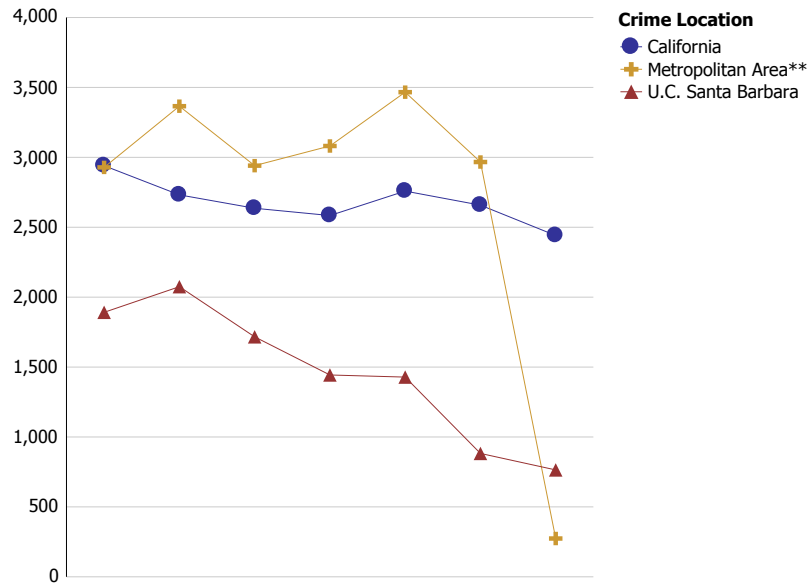
UC Santa Barbara Crime Rate Charts 2008-2014

Violent Crime 2008-2014



Rate Input	2008	2009	2010	2011	2012	2013	2014
California	503.78	472.00	440.58	411.08	423.08	419.86	396.13
Metropolitan Area**	573.49	499.33	396.66	356.63	767.77	402.20	17.60
U.C. Santa Barbara	29.10	32.03	90.93	94.71	113.66	58.00	49.12

Property Crime 2008-2014



Rate Input	2008	2009	2010	2011	2012	2013	2014
California	2,940.27	2,731.52	2,635.80	2,583.85	2,758.74	2,658.07	2,441.06
Metropolitan Area**	2,928.05	3,365.81	2,940.66	3,081.09	3,466.08	2,966.47	273.96
U.C. Santa Barbara	1,891.53	2,074.88	1,716.23	1,443.46	1,428.30	882.28	764.44

Rate per 100,000 population
 ***** - Data not available at time of publication
 See "In This Report" for definitions.