

UC POLICE DEPARTMENT REPORTS DASHBOARD

UC MERCED

Annual

1. UC Merced FBI Part I Crime Offenses	2
2. UC Merced FBI Part II Crime Offenses	3
3. UC Merced Arrests - FBI Crime Offenses	4
4. UC Merced Value of Stolen and Recovered Property	5
5. UC Merced Miscellaneous Activity	6
6. UC Merced Ratio Of Sworn Officers	7
7. UC Merced Crime Bar Charts	8
8. UC Merced Crime Rate Charts	9

UC Merced
FBI Part I Crime Offenses 2011 to 2015

2015 Part1 Offenses	2011 Number of Actual Offenses	2012 Number of Actual Offenses	2013 Number of Actual Offenses	2014 Number of Actual Offenses	2015 Number of Actual Offenses	2014 To 2015 Percent Change	2015 Offenses Cleared by Arrest or Exceptional Means	2015 Percentage Cleared
Criminal Homicide								
Murder & Nonnegligent	0	0	0	0	0	**	0	N/A
Manslaughter by Negligence	0	0	0	0	0	**	0	N/A
Total Criminal Homicide	0	0	0	0	0	**	0	N/A
Forcible Rape								
Rape by Force	0	0	0	0	3	**	3	100%
Attempts to Commit Forcible Rape	0	0	0	0	0	**	0	N/A
Total Forcible Rape	0	0	0	0	3	**	3	100%
Robbery								
Firearm	0	0	0	0	0	**	0	N/A
Knife or Cutting Instrument	0	0	0	0	0	**	0	N/A
Other Dangerous Weapon	0	0	0	0	0	**	0	N/A
Strong - Arm	0	0	0	0	0	**	0	N/A
Total Robbery	0	0	0	0	0	**	0	N/A
Aggravated Assault								
Firearm	0	0	0	0	0	**	0	N/A
Knife or Cutting Instrument	0	0	0	0	8	**	8	100%
Other Dangerous Weapon	0	0	0	0	0	**	0	N/A
Hands, Fists, Feet, Etc.	1	0	0	0	0	**	0	N/A
Total Aggravated Assault	1	0	0	0	8	**	8	100%
Part I Violent Crime Total	1	0	0	0	11	0%	11	100%
Burglary								
Forcible Entry	0	1	0	0	1	**	0	0%
Unlawful Entry - No Force	0	1	0	1	0	**	0	N/A
Attempted Forcible Entry	0	0	1	1	1	**	0	0%
Total Burglary	0	2	1	2	2	**	0	0%
Larceny - Theft								
Larceny - Theft	32	51	41	30	19	-37%	2	11%
Total Larceny - Theft	32	51	41	30	19	-37%	2	11%
Motor Vehicle Theft								
Autos	0	0	0	1	0	**	0	N/A
Trucks and Buses	0	0	0	0	0	**	0	N/A
Other Vehicles	0	0	0	0	2	**	0	0%
Total Motor Vehicle Theft	0	0	0	1	2	**	0	0%
Arson								
Arson	0	0	0	0	0	**	0	N/A
Total Arson	0	0	0	0	0	**	0	N/A
Part I Property Crime Total	32	53	42	33	23	-30%	2	9%
PART I TOTAL	33	53	42	33	34	3%	13	38%

UC Merced
FBI Part II Crime Offenses 2011 to 2015

2015 Part II Offenses	2011 Number of Actual Offenses	2012 Number of Actual Offenses	2013 Number of Actual Offenses	2014 Number of Actual Offenses	2015 Number of Actual Offenses	2014 to 2015 Percentage Change	2015 Offenses Cleared by Arrest or Exceptional Means	2015 Percentage Cleared
Other Assault - Simple	1	7	2	4	8	**	4	50%
Forgery & Counterfeiting	0	0	3	1	2	**	0	N/A
Fraud	0	1	0	0	1	**	0	N/A
Embezzlement	0	1	0	0	0	**	0	N/A
Stolen Property	0	0	2	1	1	**	1	100%
Vandalism	17	15	19	12	13	8%	0	N/A
Weapons Offenses-Firearms	0	0	1	0	1	**	1	100%
Weapons Offenses-All Others	0	0	0	0	1	**	1	100%
WEAPONS OFFENSES TOTAL	0	0	1	0	2	**	2	100%
Sex Offenses	0	0	0	0	0	**	0	N/A
Drug Abuse Violations	6	3	1	14	16	14%	16	100%
Gambling	0	0	0	0	0	**	0	N/A
DUI(Alcohol & Drugs)	1	0	2	1	0	**	0	N/A
Liquor Laws	1	0	1	1	0	**	0	N/A
Drunkenness	0	3	3	2	0	**	0	N/A
Disorderly Conduct	0	1	2	4	7	**	2	29%
Vagrancy	0	0	0	0	0	**	0	N/A
All Other Offenses-Bomb Actual	0	0	0	0	0	**	0	N/A
All Other Offenses-Bomb Threat	0	0	0	0	0	**	0	N/A
All Other Offenses-Trespass Demo	0	0	0	0	0	**	0	N/A
All Other Offenses-Trespass Other	0	0	0	4	0	**	0	N/A
All Other Offenses-All Other UCR 26	24	7	23	14	9	-36%	2	22%
ALL OTHER OFFENSES TOTAL	24	7	23	18	9	-50%	2	22%
PART II TOTAL	50	38	59	58	59	2%	27	46%

** Denotes base numbers less than 10

UC Merced Arrests
Arrests - FBI Crime Offenses

2015 Arrests	Sex		Age		UC Affiliation				Total
PART I	Male	Female	Adult	Juvenile	Student	Faculty/ Staff	Total Affiliates	Not Affiliated	Arrests
Violent Crime Total									
Homicide / Manslaughter	0	0	0	0	0	0	0	0	0
Rape	2	0	2	0	2	0	2	0	2
Robbery	0	0	0	0	0	0	0	0	0
Aggravated Assault	0	0	0	0	0	0	0	0	0
Violent Crime Total	2	0	2	0	2	0	2	0	2
Property Crime Total									
Burglary	0	0	0	0	0	0	0	0	0
Larceny	0	0	0	0	0	0	0	0	0
Motor Vehicle Theft	0	0	0	0	0	0	0	0	0
Arson	0	0	0	0	0	0	0	0	0
Property Crime Total	0	0	0	0	0	0	0	0	0
Total Part I Arrests	2	0	2	0	2	0	2	0	2
PART II									
	Sex		Age		UC Affiliation				Total
	Male	Female	Adult	Juvenile	Student	Faculty/ Staff	Total Affiliates	Not Affiliated	Arrests
Simple Assault	0	0	0	0	0	0	0	0	0
Forgery & Counterfeiting	0	0	0	0	0	0	0	0	0
Fraud	0	0	0	0	0	0	0	0	0
Embezzlement	0	0	0	0	0	0	0	0	0
Stolen Property: Buy, Receive, Possess	1	1	2	0	0	0	0	2	2
Vandalism	0	0	0	0	0	0	0	0	0
Weapons Offenses - Firearms	0	0	0	0	0	0	0	0	0
Weapons Offenses - All Others	0	0	0	0	0	0	0	0	0
Sex Offenses	0	0	0	0	0	0	0	0	0
Drug Abuse Violations	3	0	3	0	0	0	0	3	3
Gambling	0	0	0	0	0	0	0	0	0
DUI (Alcohol & Drugs)	0	0	0	0	0	0	0	0	0
Liquor Laws	0	0	0	0	0	0	0	0	0
Drunkenness	0	0	0	0	0	0	0	0	0
Disorderly Conduct	0	1	1	0	0	0	0	1	1
Vagrancy	0	0	0	0	0	0	0	0	0
All Other Offenses - Bomb Actual	0	0	0	0	0	0	0	0	0
All Other Offenses - Bomb Threat	0	0	0	0	0	0	0	0	0
All Other Offenses - Trespass Demo	0	0	0	0	0	0	0	0	0
All Other Offenses - Trespass Other	0	0	0	0	0	0	0	0	0
All Other UCR 26	0	0	0	0	0	0	0	0	0
Total Part II Arrests	4	2	6	0	0	0	0	6	6
Non Part I/Part II Arrests									
	Sex		Age		UC Affiliation				Total
	Male	Female	Adult	Juvenile	Student	Faculty/ Staff	Total Affiliates	Not Affiliated	Arrests
Warrants Served Felony	0	0	0	0	0	0	0	0	0
Warrants Served Misdemeanor	2	0	2	0	0	0	0	2	2
Outside Warrants Served Felony	0	0	0	0	0	0	0	0	0
Outside Warrants Served Misdemeanor	0	1	1	0	0	0	0	1	1
All Other Non Part I / Part II Arrests	7	1	8	0	2	0	2	6	8
Total Other Arrests	9	2	11	0	2	0	2	9	11
TOTAL ARRESTS	15	4	19	0	4	0	4	15	19

UC Merced
Value of Stolen and Recovered Property 2015

Type Of Property	Stolen Property	Recovered Property	Percentage Recovered
Clothing& Furs	\$20.00	\$0.00	0%
Consumable Goods	\$0.00	\$0.00	N/A
Currency, Notes, etc.	\$2,560.00	\$0.00	0%
Firearms	\$0.00	\$0.00	N/A
Household Goods	\$0.00	\$0.00	N/A
Jewelry & Precious Metals	\$100.00	\$100.00	100%
Livestock	\$0.00	\$0.00	N/A
Locally Stolen Motor Vehicles	\$16,800.00	\$6,000.00	36%
Miscellaneous - Bicycles	\$736.00	\$0.00	0%
Miscellaneous - Other	\$4,249.00	\$850.00	20%
Office Equipment - Computer	\$3,399.00	\$0.00	0%
Office Equipment - Other	\$0.00	\$0.00	N/A
TVs, Radios, Stereos, Etc.	\$0.00	\$0.00	N/A
TOTALS	\$27,864.00	\$6,950.00	25%

UC Merced Miscellaneous Activity 2015

Police Officers Assaulted	
With Personal Injury	0
Without personal injury	2
Total Police Officers Assaulted	2

Alcohol Related Cases	
Other Offense	0
Property Crime	0
Violent Crime	0
Total Alcohol Related Cases	0

Bias Motivated Cases	
Ethnicity	0
Physical /Mental Disabled	0
Race	0
Religion	0
Sexual Orientation	0
Total Bias Motivated Cases	0

Non-Criminal Reports	
All Other	158
Attempted Suicide	0
Mentally Disordered Person	14
Report for Outside Agency	22
Suicide	0
Vehicle Tow	0
Total Non-Criminal Reports	194

Weapons Related Cases	
Firearms	1
Knife / Blade	1
Other Dangerous Weapon	0
Total Weapons Related Cases	2

Traffic Accidents	
Bicycle Involved (not included in total)	0
Fatal	0
Injury	2
Non-Injury	25
Total Traffic Accidents	27

Domestic Violence Cases	
No Weapons Involved	2
Weapons Involved	0
Total Domestic Violence Cases	2

Alarms	
Fire Alarms	78
Security Alarms	382
Total Alarms	460

**UC Merced
Ratio Of Sworn Officers 2015**

Campus	Students	Staff & Faculty	Total Population	Sworn Staff	Off Campus Assignments**	Ratio
Berkeley	0	0	0	0	0	0.00
Davis	0	0	0	0	0	0.00
Irvine	0	0	0	0	0	0.00
Los Angeles	0	0	0	0	0	0.00
Merced	6,685	1,454	8,139	12	0	1.47
Riverside	0	0	0	0	0	0.00
San Diego	0	0	0	0	0	0.00
Santa Barbara	0	0	0	0	0	0.00
Santa Cruz	0	0	0	0	0	0.00
UC Campus Total	6,685	1,454	8,139	12	0	1.47
Davis Medical Center	0	0	0	0	0	0.00
Irvine Medical Center	0	0	0	0	0	0.00
San Francisco	0	0	0	0	0	0.00
Total	0	0	0	0	0	0.00
TOTAL	6,685	1,454	8,139	12	0	1.47

* Berkeley population includes Lawrence Berkeley Laboratory population.

* San Francisco has no undergraduate population, and is decentralized throughout three counties which in addition to its primary campuses also includes SF General Hospital, Gladstone Institutes, Howard Hughes Medical Institute, Langley Porter Psychiatric Hospital and Clinics, and Children's Hospital Oakland.

****The following campuses have personnel assigned off campus.**

Berkeley - Two officers are assigned to patrol with the Berkeley Police Department.

Los Angeles - One officer is assigned to University Apartments South off-campus housing, one officer is assigned to the UCLA/Santa Monica Hospital.

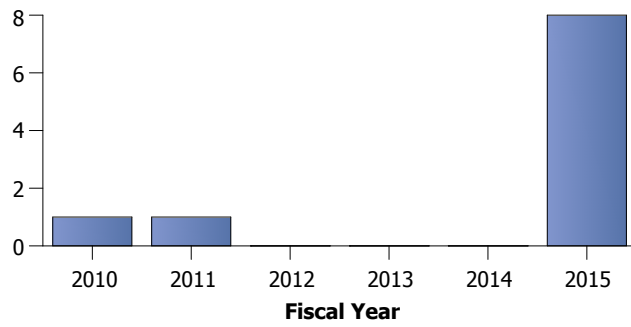
Riverside - Five Officers are assigned off campus to the University Neighborhood Enhancement Team (UNET) with the Riverside Police Department.

Santa Barbara - Seven officers are assigned off campus to the Isla Vista Foot Patrol.

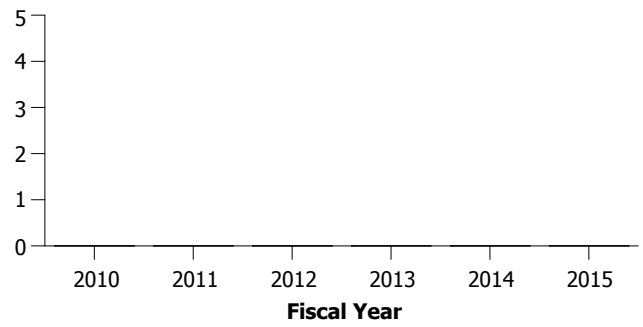
UC Merced Crime Bar Chart

Violent Crime - 2010 to 2015

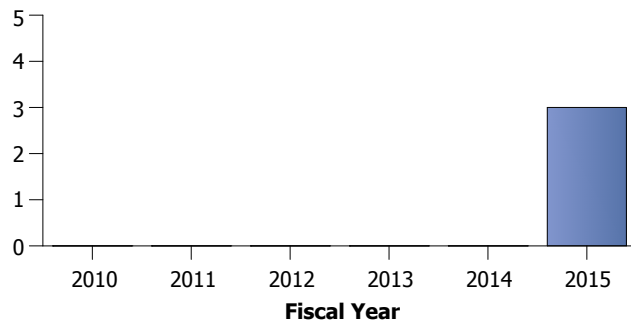
Aggravated Assault



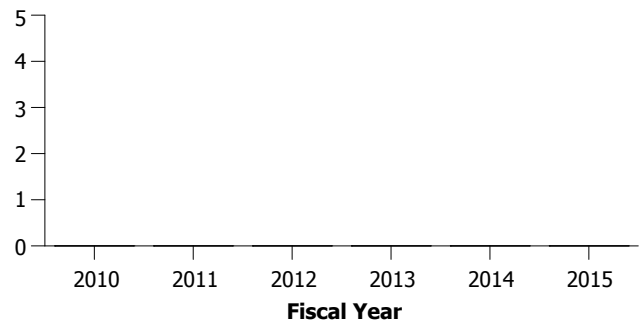
Robbery



Forcible Rape

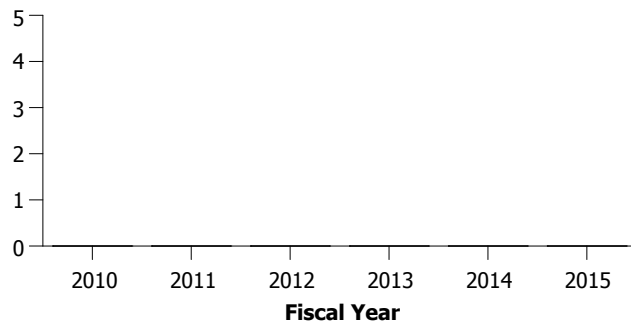


Criminal Homicide

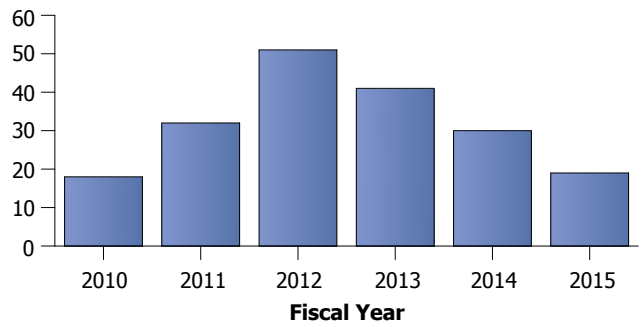


Property Crime - 2010 to 2015

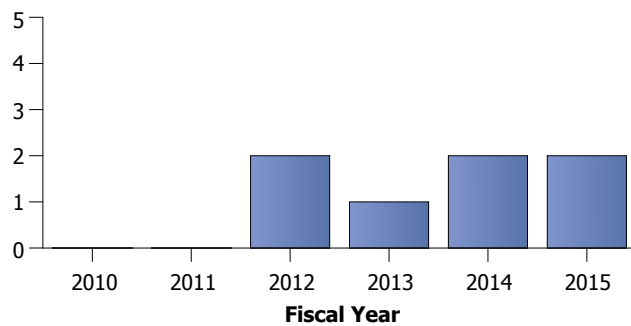
Arson



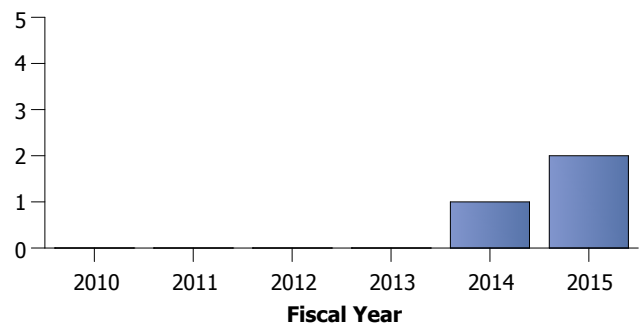
Larceny - Theft



Burglary

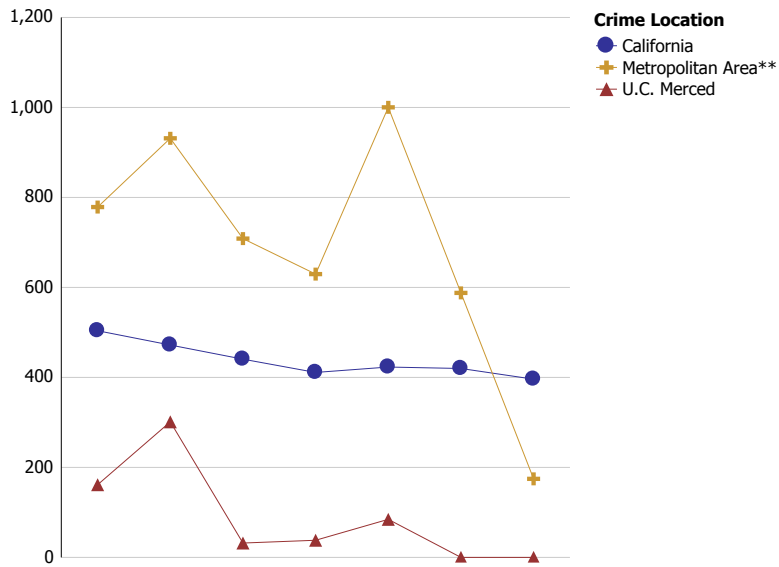


Motor Vehicle Theft



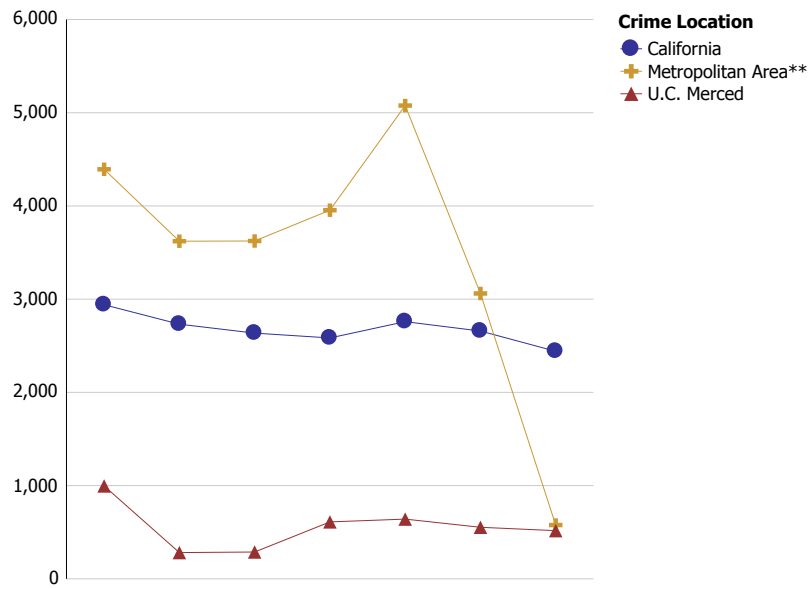
UC Merced Crime Rate Charts 2008-2014

Violent Crime 2008-2014



Rate Input	2008	2009	2010	2011	2012	2013	2014
California	503.78	472.00	440.58	411.08	423.08	419.86	396.13
Metropolitan Area**	778.65	931.47	708.53	629.65	1,000.30	587.90	174.58
U.C. Merced	161.55	301.33	31.96	38.15	84.59	0.00	0.00

Property Crime 2008-2014



Rate Input	2008	2009	2010	2011	2012	2013	2014
California	2,940.27	2,731.52	2,635.80	2,583.85	2,758.74	2,658.07	2,441.06
Metropolitan Area**	4,393.24	3,621.67	3,623.97	3,954.38	5,076.81	3,060.90	576.68
U.C. Merced	996.23	281.24	287.68	610.45	640.45	552.60	516.55

Rate per 100,000 population
 ***** - Data not available at time of publication
 See "In This Report" for definitions.