

# UC POLICE DEPARTMENT REPORTS DASHBOARD

## UC IRVINE MEDICAL CENTER

Annual

1. UC Irvine Medical Center FBI Part I Crime Offenses .....	2
2. UC Irvine Medical Center FBI Part II Crime Offenses .....	3
3. UC Irvine Medical Center Arrests - FBI Crime Offenses .....	4
4. UC Irvine Medical Center Value of Stolen and Recovered Property .....	5
5. UC Irvine Medical Center Miscellaneous Activity .....	6
6. UC Irvine Medical Center Ratio Of Sworn Officers .....	7
7. UC Irvine Medical Center Crime Bar Charts .....	8
8. UC Irvine Medical Center Crime Rate Charts .....	9

**UC Irvine Medical Center  
FBI Part I Crime Offenses 2009 to 2013**

2013 Part1 Offenses	2009 Number of Actual Offenses	2010 Number of Actual Offenses	2011 Number of Actual Offenses	2012 Number of Actual Offenses	2013 Number of Actual Offenses	2012 To 2013 Percent Change	2013 Offenses Cleared by Arrest or Exceptional Means	2013 Percentage Cleared
<b>Criminal Homicide</b>								
Murder & Nonnegligent	0	0	0	0	0	**	0	N/A
Manslaughter by Negligence	0	0	0	0	0	**	0	N/A
<b>Total Criminal Homicide</b>	<b>0</b>	<b>0</b>	<b>0</b>	<b>0</b>	<b>0</b>	<b>**</b>	<b>0</b>	<b>N/A</b>
<b>Forcible Rape</b>								
Rape by Force	0	0	0	0	0	**	0	N/A
Attempts to Commit Forcible Rape	0	0	0	0	0	**	0	N/A
<b>Total Forcible Rape</b>	<b>0</b>	<b>0</b>	<b>0</b>	<b>0</b>	<b>0</b>	<b>**</b>	<b>0</b>	<b>N/A</b>
<b>Robbery</b>								
Firearm	0	0	0	0	0	**	0	N/A
Knife or Cutting Instrument	0	0	0	0	0	**	0	N/A
Other Dangerous Weapon	0	0	0	0	0	**	0	N/A
Strong - Arm	0	0	0	0	0	**	0	N/A
<b>Total Robbery</b>	<b>0</b>	<b>0</b>	<b>0</b>	<b>0</b>	<b>0</b>	<b>**</b>	<b>0</b>	<b>N/A</b>
<b>Aggravated Assault</b>								
Firearm	0	0	0	0	0	**	0	N/A
Knife or Cutting Instrument	0	0	0	0	0	**	0	N/A
Other Dangerous Weapon	0	0	0	0	1	**	1	100%
Hands, Fists, Feet, Etc.	0	0	2	2	2	**	1	50%
<b>Total Aggravated Assault</b>	<b>0</b>	<b>0</b>	<b>2</b>	<b>2</b>	<b>3</b>	<b>**</b>	<b>2</b>	<b>67%</b>
<b>Part I Violent Crime Total</b>	<b>0</b>	<b>0</b>	<b>2</b>	<b>2</b>	<b>3</b>	<b>0%</b>	<b>2</b>	<b>67%</b>
<b>Burglary</b>								
Forcible Entry	0	0	0	0	3	**	0	0%
Unlawful Entry - No Force	0	0	8	1	2	**	0	0%
Attempted Forcible Entry	3	0	0	0	1	**	0	0%
<b>Total Burglary</b>	<b>3</b>	<b>0</b>	<b>8</b>	<b>1</b>	<b>6</b>	<b>**</b>	<b>0</b>	<b>0%</b>
<b>Larceny - Theft</b>								
Larceny - Theft	10	42	41	43	68	58%	3	4%
<b>Total Larceny - Theft</b>	<b>10</b>	<b>42</b>	<b>41</b>	<b>43</b>	<b>68</b>	<b>58%</b>	<b>3</b>	<b>4%</b>
<b>Motor Vehicle Theft</b>								
Autos	1	0	0	2	1	**	0	0%
Trucks and Buses	0	0	0	0	1	**	0	0%
Other Vehicles	0	0	0	0	0	**	0	N/A
<b>Total Motor Vehicle Theft</b>	<b>1</b>	<b>0</b>	<b>0</b>	<b>2</b>	<b>2</b>	<b>**</b>	<b>0</b>	<b>0%</b>
<b>Arson</b>								
Arson	0	0	0	0	0	**	0	N/A
<b>Total Arson</b>	<b>0</b>	<b>0</b>	<b>0</b>	<b>0</b>	<b>0</b>	<b>**</b>	<b>0</b>	<b>N/A</b>
<b>Part I Property Crime Total</b>	<b>14</b>	<b>42</b>	<b>49</b>	<b>46</b>	<b>76</b>	<b>65%</b>	<b>3</b>	<b>4%</b>
<b>PART I TOTAL</b>	<b>14</b>	<b>42</b>	<b>51</b>	<b>48</b>	<b>79</b>	<b>65%</b>	<b>5</b>	<b>6%</b>

**UC Irvine Medical Center  
FBI Part II Crime Offenses 2009 to 2013**

2013 Part II Offenses	2009 Number of Actual Offenses	2010 Number of Actual Offenses	2011 Number of Actual Offenses	2012 Number of Actual Offenses	2013 Number of Actual Offenses	2012 to 2013 Percentage Change	2013 Offenses Cleared by Arrest or Exceptional Means	2013 Percentage Cleared
Other Assault - Simple	15	9	11	35	71	103%	38	54%
Forgery & Counterfeiting	0	0	0	1	0	**	0	N/A
Fraud	2	0	5	0	2	**	1	50%
Embezzlement	0	1	0	0	1	**	0	N/A
Stolen Property	0	0	0	0	1	**	1	100%
Vandalism	4	5	9	12	23	92%	5	22%
Weapons Offenses-Firearms	0	0	0	0	1	**	0	N/A
Weapons Offenses-All Others	0	0	1	1	1	**	1	100%
<b>WEAPONS OFFENSES TOTAL</b>	<b>0</b>	<b>0</b>	<b>1</b>	<b>1</b>	<b>2</b>	<b>100%</b>	<b>1</b>	<b>50%</b>
Sex Offenses	0	1	1	4	3	**	0	N/A
Drug Abuse Violations	0	2	1	2	3	**	2	67%
Gambling	0	0	0	0	0	**	0	N/A
DUI(Alcohol & Drugs)	0	0	0	0	0	**	0	N/A
Liquor Laws	0	0	0	0	0	**	0	N/A
Drunkness	0	0	0	0	0	**	0	N/A
Disorderly Conduct	0	0	0	0	1	**	0	N/A
All Other Offenses-Bomb Actual	0	0	0	0	0	**	0	N/A
All Other Offenses-Bomb Threat	0	0	0	0	0	**	0	N/A
All Other Offenses-Trespass Demo	0	0	0	0	0	**	0	N/A
All Other Offenses-Trespass Other	4	0	0	1	2	**	1	50%
All Other Offenses-All Other UCR 26	2	1	0	10	10	**	3	30%
<b>ALL OTHER OFFENSES TOTAL</b>	<b>6</b>	<b>1</b>	<b>0</b>	<b>11</b>	<b>12</b>	<b>9%</b>	<b>4</b>	<b>33%</b>
<b>PART II TOTAL</b>	<b>27</b>	<b>19</b>	<b>28</b>	<b>66</b>	<b>119</b>	<b>80%</b>	<b>52</b>	<b>44%</b>

\*\* Denotes base numbers less than 10

**UC Irvine Medical Center Arrests  
Arrests - FBI Crime Offenses**

2013 Arrests	Sex		Age		UC Affiliation				Total
PART I	Male	Female	Adult	Juvenile	Student	Faculty/ Staff	Total Affiliates	Not Affiliated	Arrests
<b>Violent Crime Total</b>									
Homicide / Manslaughter	0	0	0	0	0	0	0	0	0
Rape	0	0	0	0	0	0	0	0	0
Robbery	0	0	0	0	0	0	0	0	0
Aggravated Assault	1	0	1	0	0	0	0	1	1
<b>Violent Crime Total</b>	<b>1</b>	<b>0</b>	<b>1</b>	<b>0</b>	<b>0</b>	<b>0</b>	<b>0</b>	<b>1</b>	<b>1</b>
<b>Property Crime Total</b>									
Burglary	0	0	0	0	0	0	0	0	0
Larceny	0	0	0	0	0	0	0	0	0
Motor Vehicle Theft	0	0	0	0	0	0	0	0	0
Arson	0	0	0	0	0	0	0	0	0
<b>Property Crime Total</b>	<b>0</b>	<b>0</b>	<b>0</b>	<b>0</b>	<b>0</b>	<b>0</b>	<b>0</b>	<b>0</b>	<b>0</b>
<b>Total Part I Arrests</b>	<b>1</b>	<b>0</b>	<b>1</b>	<b>0</b>	<b>0</b>	<b>0</b>	<b>0</b>	<b>1</b>	<b>1</b>
<b>PART II</b>									
	Sex		Age		UC Affiliation				Total
	Male	Female	Adult	Juvenile	Student	Faculty/ Staff	Total Affiliates	Not Affiliated	Arrests
Forgery & Counterfeiting	0	0	0	0	0	0	0	0	0
Fraud	0	0	0	0	0	0	0	0	0
Embezzlement	0	0	0	0	0	0	0	0	0
Stolen Property: Buy, Receive, Possess	0	0	0	0	0	0	0	0	0
Vandalism	0	0	0	0	0	0	0	0	0
Weapons Offenses - Firearms	0	0	0	0	0	0	0	0	0
Weapons Offenses - All Others	0	0	0	0	0	0	0	0	0
Sex Offenses	0	0	0	0	0	0	0	0	0
Drug Abuse Violations	0	1	1	0	0	0	0	1	1
Gambling	0	0	0	0	0	0	0	0	0
DUI (Alcohol & Drugs)	0	0	0	0	0	0	0	0	0
Liquor Laws	0	0	0	0	0	0	0	0	0
Drunkenness	0	0	0	0	0	0	0	0	0
Disorderly Conduct	0	0	0	0	0	0	0	0	0
Vagrancy	0	0	0	0	0	0	0	0	0
All Other Offenses - Bomb Actual	0	0	0	0	0	0	0	0	0
All Other Offenses - Bomb Threat	0	0	0	0	0	0	0	0	0
All Other Offenses - Trespass Demo	0	0	0	0	0	0	0	0	0
All Other Offenses - Trespass Other	0	2	2	0	0	0	0	2	2
All Other UCR 26	6	2	8	0	0	0	0	8	8
<b>Total Part II Arrests</b>	<b>6</b>	<b>5</b>	<b>11</b>	<b>0</b>	<b>0</b>	<b>0</b>	<b>0</b>	<b>11</b>	<b>11</b>
<b>Non Part I/Part II Arrests</b>									
	Sex		Age		UC Affiliation				Total
	Male	Female	Adult	Juvenile	Student	Faculty/ Staff	Total Affiliates	Not Affiliated	Arrests
Warrants Served Felony	0	0	0	0	0	0	0	0	0
Warrants Served Misdemeanor	0	0	0	0	0	0	0	0	0
Outside Warrants Served Felony	0	0	0	0	0	0	0	0	0
Outside Warrants Served Misdemeanor	0	0	0	0	0	0	0	0	0
All Other Non Part I / Part II Arrests	0	0	0	0	0	0	0	0	0
<b>Total Other Arrests</b>	<b>0</b>	<b>0</b>	<b>0</b>	<b>0</b>	<b>0</b>	<b>0</b>	<b>0</b>	<b>0</b>	<b>0</b>
<b>TOTAL ARRESTS</b>	<b>7</b>	<b>5</b>	<b>12</b>	<b>0</b>	<b>0</b>	<b>0</b>	<b>0</b>	<b>12</b>	<b>12</b>

**UC Irvine Medical Center  
Value of Stolen and Recovered Property 2013**

<b>Type Of Property</b>	<b>Stolen Property</b>	<b>Recovered Property</b>	<b>Percentage Recovered</b>
Clothing& Furs	\$365.00	\$0.00	0%
Consumable Goods	\$90.00	\$0.00	0%
Currency, Notes, etc.	\$3,102.00	\$0.00	0%
Firearms	\$0.00	\$0.00	N/A
Household Goods	\$730.00	\$20.00	3%
Jewelry & Precious Metals	\$19,035.00	\$0.00	0%
Livestock	\$0.00	\$0.00	N/A
Locally Stolen Motor Vehicles	\$2,000.00	\$2,000.00	100%
Miscellaneous - Bicycles	\$1,890.00	\$0.00	0%
Miscellaneous - Other	\$35,414.00	\$1,107.00	3%
Office Equipment - Computer	\$8,925.00	\$800.00	9%
Office Equipment - Other	\$4,350.00	\$700.00	16%
TVs, Radios, Stereos, Etc.	\$2,130.00	\$0.00	0%
<b>TOTALS</b>	<b>\$78,031.00</b>	<b>\$4,627.00</b>	<b>6%</b>

**UC Irvine Medical Center  
Miscellaneous Activity 2013**

<b>Police Officers Assaulted</b>	
With Personal Injury	0
Without personal injury	1
<b>Total Police Officers Assaulted</b>	<b>1</b>

<b>Alcohol Related Cases</b>	
Other Offense	1
Property Crime	0
Violent Crime	0
<b>Total Alcohol Related Cases</b>	<b>1</b>

<b>Bias Motivated Cases</b>	
Ethnicity	0
Physical /Mental Disabled	0
Race	0
Religion	0
Sexual Orientation	0
<b>Total Bias Motivated Cases</b>	<b>0</b>

<b>Non-Criminal Reports</b>	
All Other	93
Attempted Suicide	2
Mentally Disordered Person	5
Report for Outside Agency	11
Suicide	2
Vehicle Tow	0
<b>Total Non-Criminal Reports</b>	<b>113</b>

<b>Weapons Related Cases</b>	
Firearms	1
Knife / Blade	0
Other Dangerous Weapon	1
<b>Total Weapons Related Cases</b>	<b>2</b>

<b>Traffic Accidents</b>	
Bicycle Involved (not included in total)	0
Fatal	0
Injury	1
Non-Injury	23
<b>Total Traffic Accidents</b>	<b>24</b>

<b>Domestic Violence Cases</b>	
No Weapons Involved	0
Weapons Involved	1
<b>Total Domestic Violence Cases</b>	<b>1</b>

<b>Alarms</b>	
Fire Alarms	31
Security Alarms	307
<b>Total Alarms</b>	<b>338</b>

**UC Irvine Medical Center  
Ratio Of Sworn Officers 2013**

<b>Campus</b>	<b>Students</b>	<b>Staff &amp; Faculty</b>	<b>Total Population</b>	<b>Sworn Staff</b>	<b>Off Campus Assignments**</b>	<b>Ratio</b>
Berkeley	0	0	0	0	0	<b>0.00</b>
Davis	0	0	0	0	0	<b>0.00</b>
Irvine	0	0	0	0	0	<b>0.00</b>
Los Angeles	0	0	0	0	0	<b>0.00</b>
Merced	0	0	0	0	0	<b>0.00</b>
Riverside	0	0	0	0	0	<b>0.00</b>
San Diego	0	0	0	0	0	<b>0.00</b>
Santa Barbara	0	0	0	0	0	<b>0.00</b>
Santa Cruz	0	0	0	0	0	<b>0.00</b>
<b>UC Campus Total</b>	<b>0</b>	<b>0</b>	<b>0</b>	<b>0</b>	<b>0</b>	<b>0.00</b>
Davis Medical Center	0	0	0	0	0	<b>0.00</b>
Irvine Medical Center	0	4,175	4,175	3	0	<b>0.72</b>
San Francisco	0	0	0	0	0	<b>0.00</b>
<b>Total</b>	<b>0</b>	<b>4,175</b>	<b>4,175</b>	<b>3</b>	<b>0</b>	<b>0.72</b>
<b>TOTAL</b>	<b>0</b>	<b>4,175</b>	<b>4,175</b>	<b>3</b>	<b>0</b>	<b>0.72</b>

\* Berkeley population includes Lawrence Berkeley Laboratory population.

\* San Francisco has no undergraduate population, and is decentralized throughout three counties which in addition to its primary campuses also includes SF General Hospital, Gladstone Institutes, Howard Hughes Medical Institute, Langley Porter Psychiatric Hospital and Clinics, and Children's Hospital Oakland.

**\*\*The following campuses have personnel assigned off campus.**

Berkeley - Two officers are assigned to patrol with the Berkeley Police Department.

Los Angeles - One officer is assigned to University Apartments South off-campus housing, one officer is assigned to the UCLA/Santa Monica Hospital.

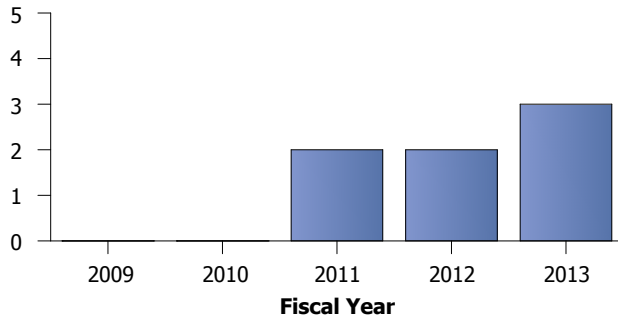
Riverside - Five Officers are assigned off campus to the University Neighborhood Enhancement Team (UNET) with the Riverside Police Department.

Santa Barbara - Seven officers are assigned off campus to the Isla Vista Foot Patrol.

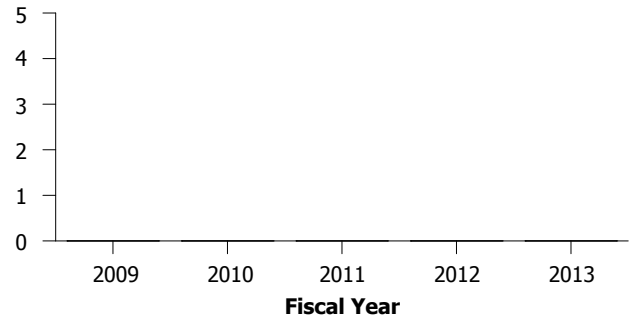
## UC Irvine Medical Center Crime Bar Chart

### Violent Crime - 2009 to 2013

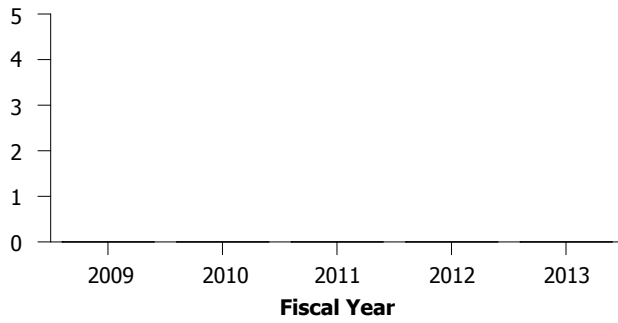
**Aggravated Assault**



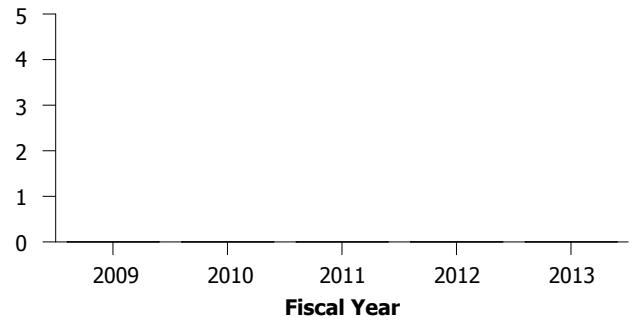
**Robbery**



**Forcible Rape**

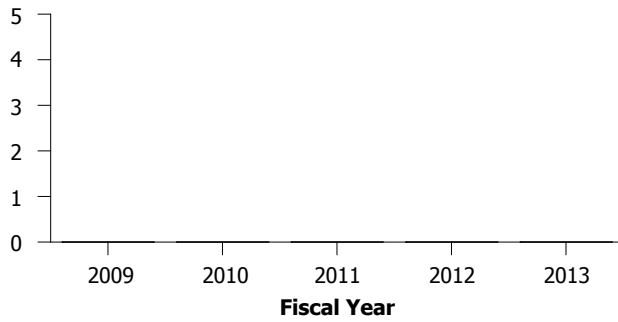


**Criminal Homicide**

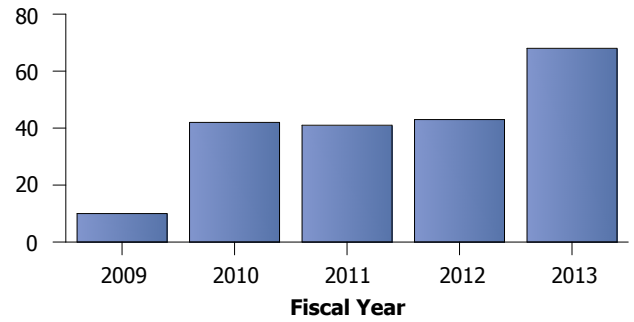


### Property Crime - 2009 to 2013

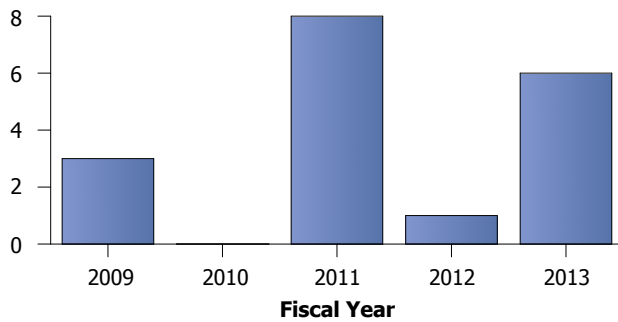
**Arson**



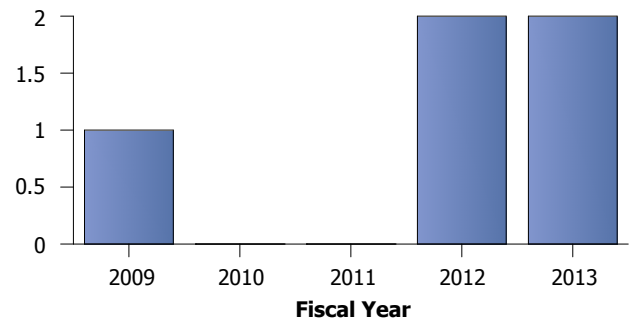
**Larceny - Theft**



**Burglary**

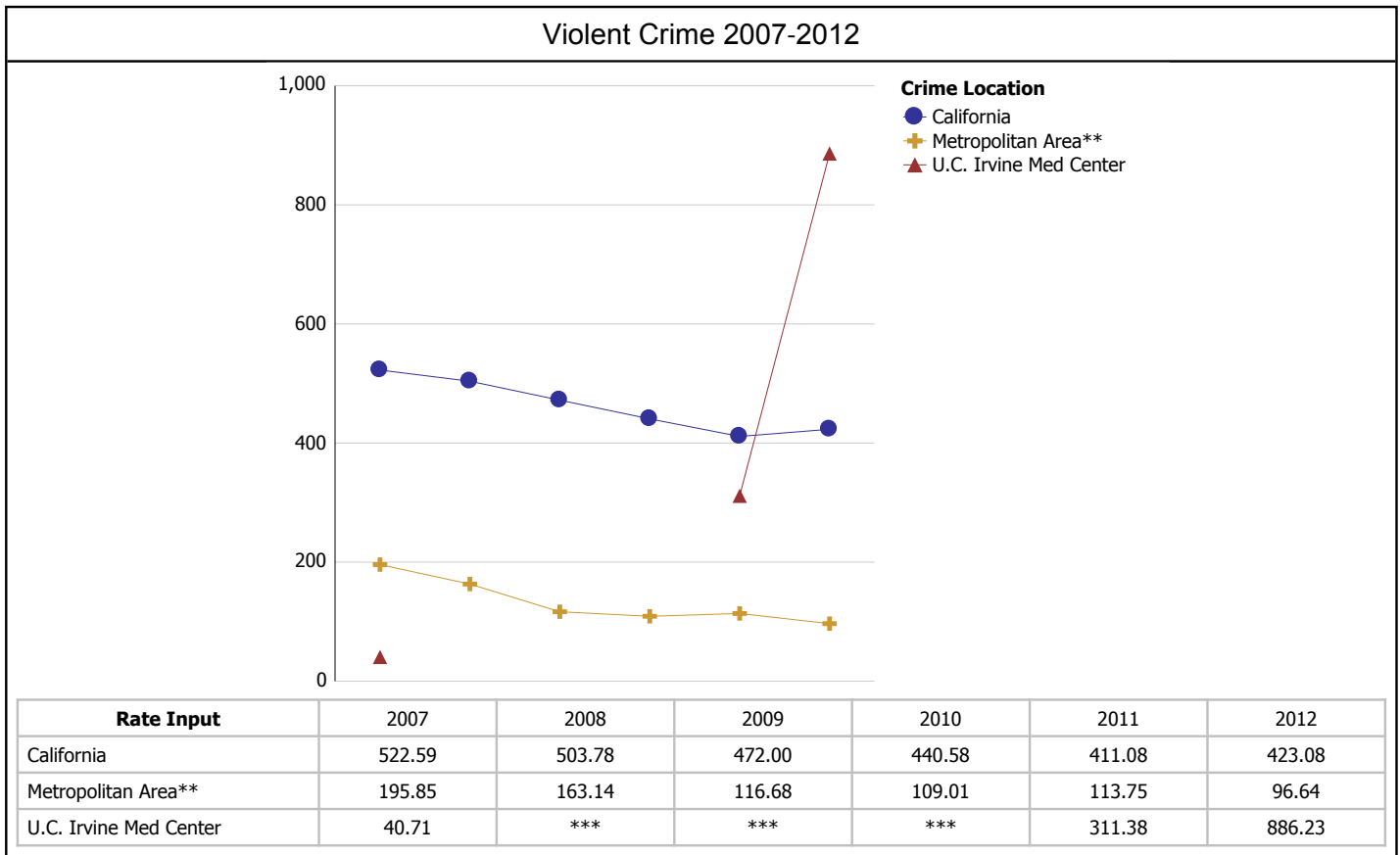


**Motor Vehicle Theft**

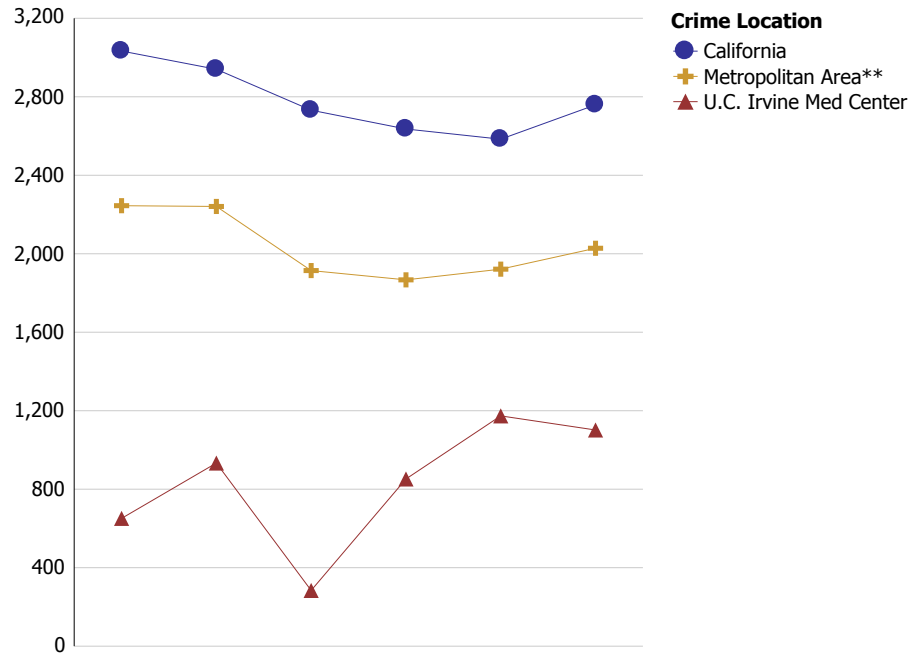




## UC Irvine Medical Center Crime Rate Charts 2007-2012



### Property Crime 2007-2012



Rate Input	2007	2008	2009	2010	2011	2012
California	3,033.00	2,940.27	2,731.52	2,635.80	2,583.85	2,758.74
Metropolitan Area**	2,244.92	2,240.98	1,914.21	1,866.92	1,921.46	2,028.03
U.C. Irvine Med Center	651.33	933.25	284.03	852.10	1,173.65	1,101.80

Rate per 100,000 population  
 '\*\*\*' - Data not available at time of publication  
 See "In This Report" for definitions.